

## Specification Sheet



clear plastic label holder

### Plastic Label Holders for Standard Shelving

Provides easy identification of shelf contents or section. Plastic Label Holders accommodate up to 1½" (38mm)-high labels. Available in gray, black or clear.


Plastic Label Holders for Reverse Mat Shelves also available—see spec sheet #EG01.03E.

label holder length		gray model #	black model #	clear model #	fits shelf length	
in.	mm				in.	mm
3"	76	<b>A204331</b>	<b>A206216</b>	<b>A208746</b>	all lengths	
13"	330	<b>A206196</b>	<b>A206217</b>	<b>A208747</b>	18"	457
19"	483	<b>A206197</b>	<b>A206218</b>	<b>A208749</b>	24"	610
25"	635	<b>A206198</b>	<b>A206219</b>	<b>A208750</b>	30"	762
31"	787	<b>A206199</b>	<b>A206220</b>	<b>A208751</b>	36"	914
33"	838	<b>A213096</b>	<b>A227763</b>	<b>A227764</b>	36"	914
37"	940	<b>A223747</b>	<b>A223748</b>	<b>A223749</b>	42"	1067
43"	1092	<b>A206200</b>	<b>A206221</b>	<b>A208752</b>	48"	1219
45"	1143	<b>A212494</b>	<b>A225208</b>	<b>A217621</b>	48"	1219
55"	1397	<b>A206201</b>	<b>A206222</b>	<b>A208753</b>	60"	1524
67"	1702	<b>A227842</b>	<b>A227841</b>	<b>A222144</b>	72"	1829

### Rods & Tabs

Used to enclose rear or sides of shelving units to prevent contents from falling. Also used to partition shelving units by positioning rods interior to shelves. Each rod comes with four tabs.

chrome model #	stainless steel		height	
	model #	height in.	height mm	
<b>R54-C</b>	<b>R54-S</b>	54"	1372	
<b>R63-C</b>	<b>R63-S</b>	63"	1600	
<b>R74-C</b>	<b>R74-S</b>	74"	1880	
<b>R86-C</b>	<b>R86-S</b>	86"	2184	



rod with tab in place

### Joining Clamps

Use these, and two additional posts, to create various solid shelving add-on configurations. Two required per shelf.

model #: **A203078**



joining clamp

## Wire and Solid Shelving Components and Accessories—Split Sleeves, Post Components, Miscellaneous

### MODELS:

- A2\***
- B201023**
- R\*-C**
- R\*-S**
- S-HOOKS-SK**
- PLASTIC SPLIT SLEEVE**
- 4PEK**
- POST CAP**
- COLLAR PLUG**
- LEVELING FOOT**
- POST CLAMP**
- GLIDES**
- FOOT PLATE\***

\* See charts for complete model numbers.

### Plastic Split Sleeves

Four included with each shelf. Packed four per bag.

model #  
**PLASTIC SPLIT SLEEVE**



plastic split sleeve

### Aluminum Split Sleeves

Used for conductive purposes. Set of four.

model # description  
**A208909** with zinc rings  
**A208908** with s/s rings



aluminum split sleeves and ring

### Plastic Conductive Split Sleeves

Packed four per bag.

model #: **A219236**



plastic conductive split sleeves

### Security "S" Hook

Discourages separation of adjoined shelf units. Hardware included.

model #: **S-HOOKS-SK**



security "S" hook

### "S" Hook

Joins individual wire shelf units end-to-end, back-to-back, or at right angles. Two required per shelf connection.

model #: **A200012**



"S" hook





Profit from the Eagle Advantage®

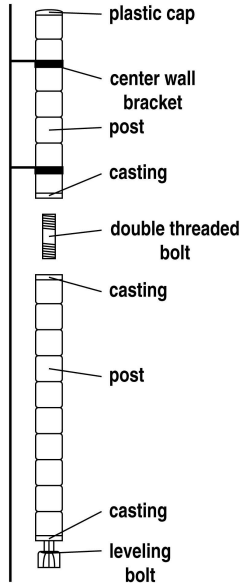


**CUSTOM PRODUCTS & SERVICES**  
 6286 Claude Way E, Inver Grove Heights, MN 55076-4435  
 PH: 888-444-1202 (Toll Free) or 651-452-0113 Fax: 651-452-2264  
 E-mail: [Info@custom-products.com](mailto:Info@custom-products.com)  
 Website: [www.custom-products.com](http://www.custom-products.com)

# Wire and Solid Shelving Split Sleeves, Post Components, Miscellaneous

## Post Extension Kit and Components

Screw posts together with double-threaded bolt and extra foot casting, includes components.



AS A KIT	
model #	item
<b>4PEK</b>	post extension kit

AS INDIVIDUAL PARTS	
model #	item
<b>A200868</b>	double-threaded bolt
<b>B201023</b>	wall bracket
<b>A207351</b>	casting

**Please note:**  
 DO NOT attempt to use any higher combinations than P54 and P86 maximum, 140" (3556mm) total. Any combinations higher than 86" (2184mm) must be attached to walls using wall bracket on post adjacent to wall. Place units only against wall, not in center of room.

## Post Clamp

Provides maximum strength when shelving units are connected by clamping posts together securely.


chrome model #	black model #
<b>POST CLAMP</b>	<b>A214169</b>



## Protective Glides

Fits under leveling foot to protect floors from abrasion.

model #: **GLIDES**



## Collar Plug

Fills shelf corner openings where posts have been eliminated by use of "S" hooks.

model #: **COLLAR PLUG**



## Post Cap

Fits post end openings at top of shelving unit.

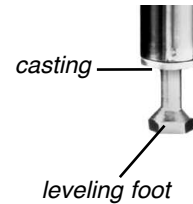
model #: **POST CAP**



## Leveling Foot

Use these to accommodate for uneven floors.

model #: **LEVELING FOOT**



## Casting

Stabilizes leveling foot.

model #: **A203568**


## Foot Plates

These allow unit to be bolted to the floor. Can be used without bolts when a wider foot is desired.



### SQUARE FOOT PLATES

chrome model #	black epoxy model #	stainless steel model #
<b>A207199</b>	<b>A226104</b>	<b>A208627</b>



### TRIANGULAR FOOT PLATES

chrome model #	black epoxy model #	stainless steel model #
<b>FOOT PLATE</b>	<b>FOOT PLATE-BL</b>	<b>FOOT PLATE-S</b>

### "SPACE-SAVING" SQUARE FOOT PLATES

chrome model #	black epoxy model #	stainless steel model #
<b>A226093</b>	<b>A226105</b>	<b>A226096</b>

