

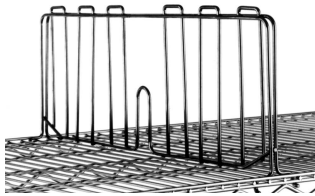
Specification Sheet

Wire and Solid Shelving Components and Accessories —Dividers, Ledges, Panels


MODELS:

- SD*-C L*-1* E18*-C PZD-Z
- SD*-S L*-4* E18*-S RETAINING CLAMP
- SSD*-C SL*-1* E24*-C SSENCKT
- SSD*-S SL*-4* E24*-S A204318

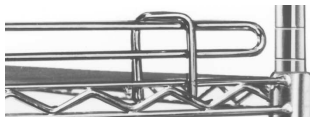
* See charts for complete model numbers.



divider for wire shelving



divider for solid shelving



1" (25mm)-high ledge



4" (102mm)-high ledge

Dividers...

8" (203mm) height.

shelf width in. mm	weight lbs kg	...FOR WIRE SHELVING *	...FOR SOLID SHELVING	
		model #	chrome model #	stainless model #
14"	356	SD14*	SSD14-C	SSD14-S
18"	457	SD18*	SSD18-C	SSD18-S
21"	533	SD21*	SSD21-C	SSD21-S
24"	610	SD24*	SSD24-C	SSD24-S
30"	762	SD30*	SSD30-C	SSD30-S
36"	914	SD36*	SSD36-C	SSD36-S

* To specify finish on Dividers for Wire Shelving, add the corresponding suffix onto the model number (example: SD30-C):

suffix "C" = Chrome; suffix "V" = Valu-Master® gray epoxy; suffix "VG" = Valu-Gard® green epoxy; suffix "E" = EAGLEGard® green epoxy (for 14" to 24" wire shelf dividers only); suffix "S" = stainless steel

Ledges...

Prevents contents from falling off unit. Available in chrome or stainless steel.

shelf width in. mm	...FOR WIRE SHELVING**						...FOR SOLID SHELVING							
	1" (25mm) HEIGHT			4" (102mm) HEIGHT			1" (25mm) HEIGHT			4" (102mm) HEIGHT				
	model #	lbs	kg	model #	lbs	kg	chrome model #	stainless model #	weight lbs	weight kg	chrome model #	stainless model #	weight lbs	weight kg
14"	L14-1**	0.2	0.1	L14-4**	0.8	0.4	SL14-1C	SL14-1S	0.2	0.1	SL14-4C	SL14-4S	0.8	0.4
18"	L18-1**	0.3	0.1	L18-4**	0.9	0.4	SL18-1C	SL18-1S	0.3	0.1	SL18-4C	SL18-4S	0.9	0.4
21"	L21-1**	0.4	0.2	L21-4**	1.0	0.5	SL21-1C	SL21-1S	0.4	0.2	SL21-4C	SL21-4S	1.0	0.5
24"	L24-1**	0.5	0.2	L24-4**	1.2	0.5	SL24-1C	SL24-1S	0.5	0.2	SL24-4C	SL24-4S	1.2	0.5
30"	L30-1**	0.7	0.3	L30-4**	1.4	0.6	SL30-1C	SL30-1S	0.7	0.3	SL30-4C	SL30-4S	1.4	0.6
36"	L36-1**	0.9	0.4	L36-4**	1.6	0.7	SL36-1C	SL36-1S	0.9	0.4	SL36-4C	SL36-4S	1.6	0.7
42"	L42-1**	1.1	0.5	L42-4**	1.8	0.8	SL42-1C	SL42-1S	1.1	0.5	SL42-4C	SL42-4S	1.8	0.8
48"	L48-1**	1.3	0.6	L48-4**	2.0	0.9	SL48-1C	SL48-1S	1.3	0.6	SL48-4C	SL48-4S	2.0	0.9
54"	L54-1**	1.5	0.7	L54-4**	2.2	1.0	SL54-1C	SL54-1S	1.5	0.7	SL54-4C	SL54-4S	2.2	1.0
60"	L60-1**	1.7	0.8	L60-4**	2.4	1.1	SL60-1C	SL60-1S	1.7	0.8	SL60-4C	SL60-4S	2.4	1.1
72"	L72-1**	2.1	1.0	L72-4**	2.6	1.2	SL72-1C	SL72-1S	2.1	1.0	SL72-4C	SL72-4S	2.6	1.2

** To specify finish on Ledges for Wire Shelving, add the corresponding suffix onto the model number (example: L30-1C):

suffix "C" = Chrome; suffix "V" = Valu-Master® gray epoxy; suffix "VG" = Valu-Gard® green epoxy (for 4"-high wire shelf ledges only); suffix "E" = EAGLEGard® green epoxy; suffix "S" = stainless steel





Profit from the Eagle Advantage®

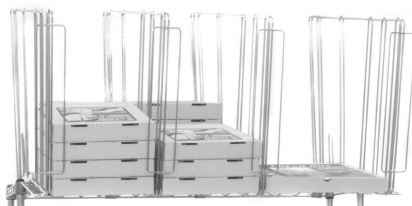


Custom Products & Services

6286 Claude Way E, Inver Grove Heights, MN 55076-4435
 PH: 888-444-1202 (Toll Free) or 651-452-0113 Fax: 651-452-2264

E-mail: Info@custom-products.com
 Website: www.custom-products.com

pizza box dividers



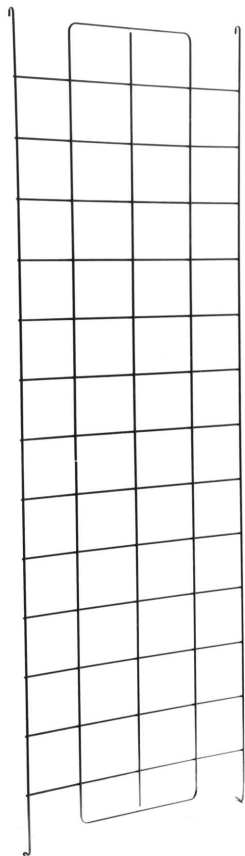
Pizza Box Divider

26" (660mm) height. Attaches onto 14" (356mm)-wide shelving. Zinc finish. Sold individually.

model #	width		weight	
	in.	mm	lb	kg
PZD-Z	28"	711	5	2.3

Enclosure Panels

Helps secure shelf contents, enclosing the backs and sides of unit. Available in chrome or stainless steel. Please consult tables below to determine proper quantity and model numbers when enclosing backs or sides of shelving systems. *Note: For use with wire shelves only. Not accepted by corner castings of solid shelves.*



enclosure panel

chrome model #	stainless model #	shelf width in.	shelf width mm	post height in.	post height mm	panel height in.	panel height mm	weight lbs	weight kg
E1854-C	E1854-S	18"	457	54"	1372	14"	356	6	2.7
E1863-C	E1863-S	18"	457	63"	1600	14"	356	7	3.2
E1874-C	E1874-S	18"	457	74"	1880	14"	356	8	3.6
E1886-C	E1886-S	18"	457	86"	2184	14"	356	9	4.1
E2454-C	E2454-S	24"	610	54"	1372	20"	508	9	4.1
E2463-C	E2463-S	24"	610	63"	1600	20"	508	10	4.5
E2474-C	E2474-S	24"	610	74"	1880	20"	508	11	5.0
E2486-C	E2486-S	24"	610	86"	2184	20"	508	12	5.4

Consult these tables for number of panels needed:

– FOR THE BACK OF UNIT

shelf length in.	shelf length mm	quantity required (all heights)	54" (1372mm) POST HEIGHT model #	63" (1600mm) POST HEIGHT model #	74" (1880mm) POST HEIGHT model #	86" (2184mm) POST HEIGHT model #
30"	762	1	E2454	E2463	E2474	E2486
36"	914	2	E1854	E1863	E1874	E1886
42"	1067	1	E1854	E1863	E1874	E1886
		1	E2454	E2463	E2474	E2486
48"	1219	2	E2454	E2463	E2474	E2486
		2	E1854	E1863	E1874	E1886
54"	1372	1	E2454	E2463	E2474	E2486
		2	E2454	E2463	E2474	E2486
60"	1524	1	E1854	E1863	E1874	E1886
72"	1829	3	E2454	E2463	E2474	E2486

– FOR EACH END OF UNIT

shelf width in.	shelf width mm	quantity required (all heights)	54" (1372mm) POST HEIGHT model #	63" (1600mm) POST HEIGHT model #	74" (1880mm) POST HEIGHT model #	86" (2184mm) POST HEIGHT model #
18"	457	1	E1854	E1863	E1874	E1886
21"	533	1	E1854	E1863	E1874	E1886
24"	610	1	E2454	E2463	E2474	E2486
30"	762	1	E2454	E2463	E2474	E2486
36"	914	2	E1854	E1863	E1874	E1886



retaining clamp

Retaining Clamp

Attaches enclosure panels to wire shelving.

model #: **RETAINING CLAMP**



#SSENCBKT



#A204318

Clips for Solid Shelf (only)

Attaches enclosure panels to solid shelving.

description	model #
Set of four clips for bottom solid shelves only	SSENCBKT
Individual clip for all other solid shelves	A204318