

Lista Industrial Workbenches



Continental Machines, a manufacturer of machine tools and hydraulic components, uses Lista industrial workbenches with galvanized steel worksurfaces and the Nexus™ Accessory System in its machine shop. The benches provide employees with a durable, flexible and highly organized workspace with ample storage.



Custom Products & Services, Inc.

PH: 888-444-1202

E-Mail: info@custom-products.com

Lista Industrial Workbenches

Industrial Workbench Features	10
Industrial Workbench Examples	12
Industrial Workbench Easy-Order Combinations	14
Industrial Workbench Easy-Order Mobile Combinations	16



Custom Products & Services, Inc.

PH: 888-444-1202

E-Mail: info@custom-products.com

Lista Industrial Workbench Features

Rugged. Durable. Built to handle the harshest work environments.
Lista's industrial workbenches feature flexible standard components and can be cost-effectively custom-configured to meet the specific needs of your application.

Feature: Wide choice of above-worksurface accessories

Create task-specific configurations.

Benefit: Greater productivity and efficiency

Feature: Variety of worksurfaces

Durable tops come in a variety of sizes.

Benefit: Worksurface always appropriate to application

Feature: Removable lock core

Locks can be replaced in the field.

Benefit: Greater security, easy replacement

Feature: Ergonomic handles

When drawers are closed, handles are flush with housing so nothing protrudes.

Drawer handles are located at top of drawer.

Benefit: Improves safety, appearance and ergonomics

Feature: Customizable drawer compartments

A wide variety of drawer accessories for maximum partitioning flexibility.

Benefit: Better organization, faster retrieval

Feature: Choice of pedestal sizes and styles

Wide variety of workbench support options.

Benefit: Customized to your needs

Feature: Heavy-duty welded leg

One-piece leg with bottom hole for optional leveling glides.

Benefit: Provides support for heavy-duty applications



Feature: Mobility

Cabinets and legs are available with casters.

Benefit: Work areas can easily be reconfigured, components can be moved to and from the work site





 **Custom Products & Services, Inc.**
PH: 888-444-1202
E-Mail: info@custom-products.com

Lista Industrial Workbenches Make Any Workspace Work

Lista's rugged industrial workbench systems and their large variety of accessories can be configured to suit almost any application or working environment.

Sets of workbenches make maximum use of the available space in this machine tool room at the Mercedes-Benz Training Center.



Rugged Lista industrial workbenches stand up to the demands of the harshest environments. At General Hydrogen, a Lista bench with galvanized steel worksurface is used as a welding station. The double width cabinet pedestal allows the storage of welding rods in adjacent drawers. (For information on our full range of cabinet pedestal sizes, see our General Storage Catalog.)



Workbenches with bolting adjustable height legs allow this avionics repair facility to adjust the workbench height as personnel and usage change over time.



Custom Products & Services, Inc.

PH: 888-444-1202

E-Mail: info@custom-products.com

Heavy-duty Lista industrial workbenches combine with Lista stacked cabinets to create an organized, efficient workspace that stands up to the challenges of this marine emergency response company.



Magnum 2000, a manufacturer of precision-turned parts, equipped their Quality Control lab with heavy-duty industrial workbenches for pre-set equipment and the assembly and disassembly of manufacturing tools.

Sturdy industrial workbenches at the Con Edison Corporate Learning Center have rugged galvanized steel work-surfaces for extra durability. Specialized testing equipment and heavy-duty components on the worksurfaces enhance this durable, ergonomic workspace.



Easy-Order workbenches include MP Width (22 3/16" wide) cabinet pedestals (see page 45 for description). Customer-specified cabinet pedestals (shown in gray) must be ordered separately – for Easy-Order cabinet pedestals, see pages 40-41 for Narrow Width cabinets and pages 46-47 for MP Width cabinets.

How to order an Easy-Order Industrial Workbench

1. **Select Easy-Order workbench configuration.**
2. **Select worksurface style.** See page 31 for descriptions.

LTS = Lista Top
 GLS = Galvanized steel
 PLS = Plastic laminate
 BTS = Butcher block

All worksurfaces have a standard square edge and are 30" deep.

3. **Select worksurface size.**

4830 = 48" long x 30" deep
 6030 = 60" long x 30" deep
 7230 = 72" long x 30" deep
 9630 = 96" long x 30" deep

4. **Select paint color.** For color chart, see back cover or below.

EXAMPLE: to order a WB1201 workbench with a 72" long plastic laminate worksurface and Bright Blue paint, the part number would be WB1201-PLS7230BB.

5. **Select cabinet pedestals** (for WB03xx and WB06xx configurations). For Easy-Order pedestals, see pages 40-41 for Narrow Width cabinets and pages 46-47 for MP Width cabinets.

EXAMPLE (CUSTOMER-SPECIFIED CABINETS): to order a WB0300 workbench with a 72" long plastic laminate worksurface, and an MP0750-0601NA cabinet pedestal with Bright Blue paint, the workbench part number would be WB0300-PLS7230BB, and the cabinet part number would be MP0750-0601NA-NBRG BB.

Workbenches with 2 Lista Legs

Includes

- 2 Lista Legs (legs are 33 1/2" high)
- 1 stringer

9630 size worksurface available only in butcher block for these Easy-Order benches



PART NO.

WB1000-

Workbenches with 2 Legs and 1 Drawer

Includes

- 2 Lista Legs (legs are 33 1/2" high)
- 1 stringer
- 1 HC/MP150-WB-RG hanging drawer

9630 size worksurface available only in butcher block for these Easy-Order benches



PART NO.

WB1100-

Workbenches with 1 Leg and 1 Cabinet

Includes

- 1 Lista Leg (leg is 33 1/2" high)
- 1 stringer
- 1 MP0600-0402NA-F6RG cabinet

9630 size worksurface available only in butcher block for these Easy-Order benches



PART NO.

WB1200-



PART NO.

WB1001- backstop and endstops



PART NO.

WB1101- backstop and endstops



PART NO.

WB1201- backstop and endstops



PART NO.

WB1002- stationary riser shelf with backstop and full rear panel workbench endstops




PART NO.

WB1102- stationary riser shelf with backstop and full rear panel workbench endstops




PART NO.

WB1202- stationary riser shelf with backstop and full rear panel workbench endstops



PART NO.

WB1003- 12" adjustable riser shelf w/backstop workbench backstop and endstops



PART NO.

WB1103- 12" adjustable riser shelf w/backstop workbench backstop and endstops



PART NO.

WB1203- 12" adjustable riser shelf w/backstop workbench backstop and endstops

Workbenches with 1 Leg and 1 Customer-Specified Cabinet

Includes

- 1 Lista Leg (leg is 33 1/2" high)
- 1 stringer
- cabinet pedestal specified by customer

9630 size worksurface available only in butcher block for these Easy-Order benches



PART NO.

WB0300-

Workbenches with 2 Cabinets

Includes

- 1 MPO600-0402NA-F6KA cabinet*
- 1 MPO600-0202NA-F6KA cabinet*

*includes keyed-alike locks



PART NO.

WB1400-

Includes

- 1 MPO600-0501NA-F6KA cabinet*
- 1 MPO600-0204D-F6KA cabinet*

*includes keyed-alike locks



PART NO.

WB1500-

Workbenches with 2 Customer-Specified Cabinets

Includes

- 2 cabinet pedestals specified by customer



PART NO.

WB0600-



PART NO.

INCLUDES

WB0301- backstop and endstops



PART NO.

INCLUDES

WB1401- backstop and endstops



PART NO.

INCLUDES

WB1501- backstop and endstops



PART NO.

INCLUDES

WB0601- backstop and endstops



PART NO.

INCLUDES

WB0302- stationary riser shelf with backstop and full rear panel workbench endstops



PART NO.

INCLUDES

WB1402- stationary riser shelf with backstop and full rear panel workbench endstops



PART NO.

INCLUDES


WB1502- stationary riser shelf with backstop and full rear panel workbench endstops



PART NO.

INCLUDES

WB0602- stationary riser shelf with backstop and full rear panel workbench endstops



PART NO.

INCLUDES

WB0303- 12" adjustable riser shelf w/backstop workbench backstop and endstops



PART NO.

INCLUDES


WB1403- 12" adjustable riser shelf w/backstop workbench backstop and endstops



PART NO.

INCLUDES

WB1503- 12" adjustable riser shelf w/backstop workbench backstop and endstops



PART NO.

INCLUDES

WB0603- 12" adjustable riser shelf w/backstop workbench backstop and endstops

Easy-Order mobile workbenches include MP Width (22 3/16" wide) cabinet pedestal (see page 45 for description). They include 2 fixed and 2 swivel 6" x 2" casters with wheel locks.

How to order an Easy-Order Industrial Mobile Workbench

1. Select Easy-Order workbench configuration.
2. ■ Select worksurface style. See page 31 for descriptions.

LTS = Lista Top
 GLS = Galvanized steel
 PLS = Plastic laminate
 BTS = Butcher block

All worksurfaces have a standard square edge and are 30" deep.

3. ■ Select worksurface size.

4830 = 48" long x 30" deep
 6030 = 60" long x 30" deep
 7230 = 72" long x 30" deep
 9630* = 96" long x 30" deep
 *available only in butcher block (BTS)

4. Select paint color. For color chart, see back cover or below.

EXAMPLE: to order a WB2201 workbench with a 72" long plastic laminate worksurface and Bright Blue paint, the part number would be **WB2201-PLS7230BB**.

Mobile Workbenches with 2 Lista Mobile Legs

Includes

- 2 Lista Mobile Legs (legs are 33 1/2" high)
- 1 stringer

9630 size worksurface available only in butcher block for these Easy-Order benches



PART NO.

WB2000- ■ ■

Mobile Workbenches with 2 Legs and 1 Drawer

Includes

- 2 Lista Mobile Legs (legs are 33 1/2" high)
- 1 stringer
- 1 HC/MP150-WB-RG hanging drawer

9630 size worksurface available only in butcher block for these Easy-Order benches



PART NO.

WB2100- ■ ■

Mobile Workbenches with 1 Leg and 1 Cabinet

Includes

- 1 Lista Mobile Leg (leg is 35 1/2" high)
- 1 stringer
- 1 MPO600-0402NA cabinet

9630 size worksurface available only in butcher block for these Easy-Order benches



PART NO.

WB2200- ■ ■



PART NO.

INCLUDES

WB2001- ■ ■ backstop and endstops



PART NO.

INCLUDES

WB2101- ■ ■ backstop and endstops



PART NO.

INCLUDES

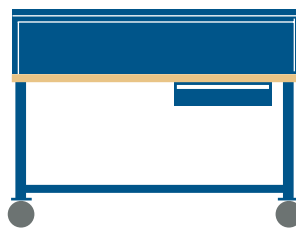
WB2201- ■ ■ backstop and endstops



PART NO.

INCLUDES

WB2002- ■ ■ stationary riser shelf with backstop and full rear panel workbench endstops



PART NO.

INCLUDES

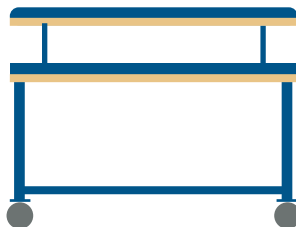
WB2102- ■ ■ stationary riser shelf with backstop and full rear panel workbench endstops



PART NO.

INCLUDES

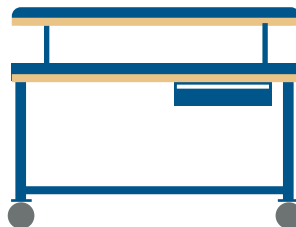
WB2202- ■ ■ stationary riser shelf with backstop and full rear panel workbench endstops



PART NO.

INCLUDES

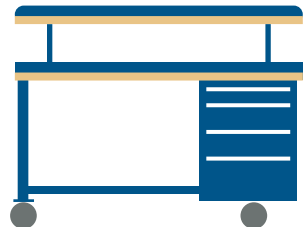
WB2003- ■ ■ 12" adjustable riser shelf w/backstop workbench backstop and endstops



PART NO.

INCLUDES

WB2103- ■ ■ 12" adjustable riser shelf w/backstop workbench backstop and endstops



PART NO.

INCLUDES

WB2203- ■ ■ 12" adjustable riser shelf w/backstop workbench backstop and endstops

Mobile Workbenches with 1 Leg and 1 Cabinet

Includes

- 1 Lista Mobile Leg (leg is 35 1/2" high)
- 1 stringer
- 1 MPO600-0202NA cabinet

9630 size worksurface available only in butcher block for these Easy-Order benches



PART NO.

WB2300-

Includes

- 1 Lista Mobile Leg (leg is 35 1/2" high)
- 1 stringer
- 1 MPO600-0501NA cabinet

9630 size worksurface available only in butcher block for these Easy-Order benches



PART NO.

WB2400-



This corporate aircraft operator wanted to upgrade its main-tenance facility to match the quality of its aircraft. Several mobile benches, including this mobile inspection station, are used in the company's hangar and support shop.



PART NO.

WB2301- backstop and endstops



PART NO.

WB2401- backstop and endstops



PART NO.

WB2302- stationary riser shelf with backstop and full rear panel workbench endstops



PART NO.

WB2402- stationary riser shelf with backstop and full rear panel workbench endstops

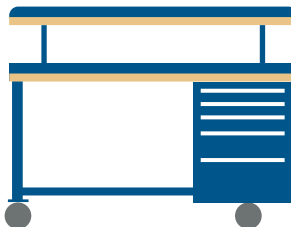


The mobile workbench used at this government training center brings repair tools and parts right to the point of use, without sacrificing durability and drawer storage space. For information on ordering mobile workbenches with two cabinet pedestals, contact your Lista distributor.



PART NO.

WB2303- 12" adjustable riser shelf w/backstop workbench backstop and endstops



PART NO.

WB2403- 12" adjustable riser shelf w/backstop workbench backstop and endstops



Custom Products & Services, Inc.
 PH: 888-444-1202
 E-Mail: info@custom-products.com