

SPECIFIER CATALOG CARTS & SHELVING INDUSTRIAL, ELECTRONICS & CLEAN ROOM



This is a condensed catalog. If you have an application for a shelving unit or cart not shown here, contact CPS with the details of your requirement and we will provide you with a solution.

Additional products available include:

- Stainless sinks
- Custom carts and shelving units
- Carts & accessories for Healthcare

Custom Products & Services, Inc.

6140 Claude Way E. Inver Grove Heights, MN. 55076

PH (Toll Free): 888-444-1202 (or) 651-452-0113 FAX: 651-452-2264

E-Mail: info@custom-products.com Website: www.custom-products.com

WIRE SHELVING

ORDERING WIRE SHELVING:

MATERIAL CHOICES:

#304 Stainless Steel Finish (Best): NSF listed for all environments.

E-Guard Hybrid Epoxy: NSF listed for all environments. 15 year warranty.
4 layer coating: zinc chloride + clear chromate+ sealer + epoxy.

Value Epoxy: NSF listed for dry/wet storage & dry heated environments.
Phosphate conversion plating + pewter gray epoxy. 5 year warranty.

Chrome: NSF listed for dry storage and heated environments.
Bright Nickel + chrome + sealer. 1 year warranty.

E-Brite zinc: NSF listed for dry storage & heated environments. 3 year warranty.
Zinc chloride + clear chromate + sealer.

Add the following “suffix” letters to the part numbers below to specify material choices (listed above)

“S” = Stainless “E” =E-Guard “C” =Chrome “V” =Value Epoxy “Z” =E-Brite Zinc

PACKAGING: 24” - 48” Shelves = 4 / Box / 54” - 72” = 2 / Box



DEPTH X LENGTH	WEIGHT	PART #
14” x 24”	6	1424
14” x 30”	7	1430
14” x 36”	8	1436
14” x 42”	9	1442
14” x 48”	10	1448
14” x 54”	12	1454
14” x 60”	14	1460
14” x 72”	17	1472
18” x 24”	7	1824
18” x 30”	8	1830
18” x 36”	9	1836
18” x 42”	11	1842
18” x 48”	12	1848
18” x 54”	15	1854
18” x 60”	17	1860
18” x 72”	20	1872

DEPTH X LENGTH	WEIGHT	PART #
21” x 24”	8	2124
21” x 30”	9	2130
21” x 36”	11	2136
21” x 42”	12	2142
21” x 48”	14	2148
21” x 54”	16	2154
21” x 60”	18	2160
21” x 72”	24	2172
24” x 24”	9	2424
24” x 30”	11	2430
24” x 36”	13	2436
24” x 42”	15	2442
24” x 48”	16	2448
24” x 54”	19	2454
24” x 60”	21	2460
24” x 72”	26	2472
30” X 36”	17	3036
30” x 48”	20	3048
30” x 60”	25	3060
30” x 72”	30	3072
36” x 36”	21	3636
36” x 48”	26	3648
36” x 60”	34	3660
36” x 72”	43	3672

POSTS

ORDERING POSTS:

MATERIAL CHOICES:

#304 Stainless Steel Finish (Best): NSF listed for all environments.

E-Guard Hybrid Epoxy: NSF listed for all environments. 15 year warranty.

4 layer coating consisting of zinc chloride + clear chromate+ sealer + epoxy.

Chrome: NSF listed for dry/wet storage & dry heated environments.

Phosphate conversion plating + pewter gray epoxy. 5 year warranty.

E-Brite zinc: NSF listed for dry storage, heated environments & walk-in coolers. 3 year warranty.

Zinc chloride + clear chromate + sealer.

Add the following "suffix" letters to the part numbers below to specify material choices (listed above)

"S" = Stainless "E" =E-Guard "C" =Chrome "Z" =E-Brite Zinc

Posts are numbered on vertical 1" increments to help ensure fast and level assembly.

Posts come standard with leveling bolt and cap. A variety of casters available.

Special length posts available. Cutting charge applies. Contact CPS.



FOR STATIONARY APPLICATIONS

HEIGHT	WEIGHT	PART #
7"	1	P7
14"	7	P14
18"	8	P18
33"	9	P33
54"	10	P54
63"	12	P63
74"	14	P74
86"	17	P86

FOR MOBILE APPLICATIONS

HEIGHT	WEIGHT	PART #
7"	1	CP7
14"	7	CP14
18"	8	CP18
33"	9	CP33
54"	10	CP54
63"	12	CP63
74"	14	CP74
86"	17	CP86

Custom Products & Services, Inc.

6140 Claude Way E. Inver Grove Heights, MN. 55076

PH (Toll Free): 888-444-1202 (or) 651-452-0113 FAX: 651-452-2264

E-Mail: info@custom-products.com Website: www.custom-products.com

SHELVING STARTER UNIT

ORDERING STARTER UNITS

MATERIAL CHOICES:

E-Guard Hybrid Epoxy: NSF listed for all environments. 15 year warranty.
4 layer coating consisting of zinc chloride + clear chromate+ sealer + epoxy.

Chrome: NSF listed for dry/wet storage & dry heated environments.
Phosphate conversion plating + pewter gray epoxy. 5 year warranty.

Value Epoxy: NSF listed for dry/wet storage & dry heated environments.
Phosphate conversion plating + pewter gray epoxy. 5 year warranty

E-Brite zinc: NSF listed for dry storage, heated environments & walk-in coolers. 3 year warranty.
Zinc chloride + clear chromate + sealer.

Add the following “suffix” letters to the part numbers below to specify material choices (listed above)

“V” = Value Epoxy “E” =E-Guard “C” =Chrome “Z” =E-Brite Zinc

Comes with 4 shelves & 4 posts (same finish as shelves).

Shipped “knock down”



DEPTH X LENGTH	PART # (63" POSTS)	PART # (74" POSTS)
18" x 24"	S4-63-1824	S4-74-1824
18" x 30"	S4-63-1830	S4-74-1830
18" x 36"	S4-63-1836	S4-74-1836
18" x 42"	S4-63-1842	S4-74-1842
18" x 48"	S4-63-1848	S4-74-1848
18" x 54"	S4-63-1854	S4-74-1854
18" x 60"	S4-63-1860	S4-74-1860
18" x 72"	S4-63-1872	S4-74-1872
21" x 24"	S4-63-2124	S4-74-2124
21" x 30"	S4-63-2130	S4-74-2130
21" x 36"	S4-63-2136	S4-74-2136
21" x 42"	S4-63-2142	S4-74-2142
21" x 48"	S4-63-2148	S4-74-2148
21" x 54"	S4-63-2154	S4-74-2154
21" x 60"	S4-63-2160	S4-74-2160
21" x 72"	S4-63-2172	S4-74-2172
24" x 24"	S4-63-2424	S4-74-2424
24" x 30"	S4-63-2430	S4-74-2430
24" x 36"	S4-63-2436	S4-74-2436
24" x 42"	S4-63-2442	S4-74-2442
24" x 48"	S4-63-2448	S4-74-2448
24" x 54"	S4-63-2454	S4-74-2454
24" x 60"	S4-63-2460	S4-74-2460
24" x 72"	S4-63-2472	S4-74-2472

Custom Products & Services, Inc.

6140 Claude Way E. Inver Grove Heights, MN. 55076

PH (Toll Free): 888-444-1202 (or) 651-452-0113 **FAX:** 651-452-2264

E-Mail: info@custom-products.com **Website:** www.custom-products.com

SHELVING ADD-ON UNITS

ORDERING SHELVING ADD-ON UNITS

MATERIAL CHOICES:

E-Guard Hybrid Epoxy: NSF listed for all environments. 15 year warranty.
4 layer coating consisting of zinc chloride + clear chromate+ sealer + epoxy.

Chrome: NSF listed for dry/wet storage & dry heated environments.
Phosphate conversion plating + pewter gray epoxy. 5 year warranty.

Value Epoxy: NSF listed for dry/wet storage & dry heated environments.
Phosphate conversion plating + pewter gray epoxy. 5 year warranty

E-Brite zinc: NSF listed for dry storage, heated environments & walk-in coolers. 3 year warranty.
Zinc chloride + clear chromate + sealer.

Add the following “suffix” letters to the part numbers below to specify material choices (listed above)

“V” = Value epoxy “E” =E-Guard “C” =Chrome “Z” =E-Brite Zinc

Comes with 4 shelves & 2 posts (same finish as shelves)

Shipped “knock down”



DEPTH X LENGTH	PART # (63" POSTS)	PART # (74" POSTS)
18" x 24"	A4-63-1824	A4-74-1824
18" x 30"	A4-63-1830	A4-74-1830
18" x 36"	A4-63-1836	A4-74-1836
18" x 42"	A4-63-1842	A4-74-1842
18" x 48"	A4-63-1848	A4-74-1848
18" x 54"	A4-63-1854	A4-74-1854
18" x 60"	A4-63-1860	A4-74-1860
18" x 72"	A4-63-1872	A4-74-1872
21" x 24"	A4-63-2124	A4-74-2124
21" x 30"	A4-63-2130	A4-74-2130
21" x 36"	A4-63-2136	A4-74-2136
21" x 42"	A4-63-2142	A4-74-2142
21" x 48"	A4-63-2148	A4-74-2148
21" x 54"	A4-63-2154	A4-74-2154
21" x 60"	A4-63-2160	A4-74-2160
21" x 72"	A4-63-2172	A4-74-2172
24" x 24"	A4-63-2424	A4-74-2424
24" x 30"	A4-63-2430	A4-74-2430
24" x 36"	A4-63-2436	A4-74-2436
24" x 42"	A4-63-2442	A4-74-2442
24" x 48"	A4-63-2448	A4-74-2448
24" x 54"	A4-63-2454	A4-74-2454
24" x 60"	A4-63-2460	A4-74-2460
24" x 72"	A4-63-2472	A4-74-2472

Custom Products & Services, Inc.

6140 Claude Way E. Inver Grove Heights, MN. 55076

PH (Toll Free): 888-444-1202 (or) 651-452-0113 **FAX:** 651-452-2264

E-Mail: info@custom-products.com **Website:** www.custom-products.com

SEISMIC SHELVING

ORDERING SEISMIC SHELVING

MATERIAL CHOICES:

Chrome: NSF listed for dry/wet storage & dry heated environments.

Phosphate conversion plating + pewter gray epoxy. 5 year warranty.

E-Brite zinc: NSF listed for dry storage, heated environments & walk-in coolers. 3 year warranty.

Zinc chloride + clear chromate + sealer.

Add the following “suffix” letters to the part numbers below to specify material choices (listed above)

E” =E-Guard “C” =Chrome



SEISMIC SHELVES

DEPTH X LENGTH	PART #
18” x 24”	S4-1824
18” x 30”	S4-1830
18” x 36”	S4-1836
18” x 42”	S4-1842
18” x 48”	S4-1848
18” x 54”	S4-1854
18” x 60”	S4-1860
21” x 24”	S4-2124
21” x 30”	S4-2130
21” x 36”	S4-2136
21” x 42”	S4-2142
21” x 48”	S4-2148
21” x 54”	S4-2154
21” x 60”	S4-2160
24” x 24”	S4-2424
24” x 30”	S4-2430
24” x 36”	S4-2436
24” x 42”	S4-2442
24” x 48”	S4-2448
24” x 54”	S4-2454
24” x 60”	S4-2460

POSTS FOR SEISMIC SHELVES

DEPTH X LENGTH	PART #
54”	SAP54
63”	SAP63
72”	SAP72

Custom Products & Services, Inc.

6140 Claude Way E. Inver Grove Heights, MN. 55076

PH (Toll Free): 888-444-1202 (or) 651-452-0113 **FAX:** 651-452-2264

E-Mail: info@custom-products.com **Website:** www.custom-products.com

SOLID SHELVING

ORDERING SOLID SHELVING:

MATERIAL CHOICES:

18 ga. #304 Stainless Steel Finish : NSF listed for all environments.

18 ga. Value Epoxy: NSF listed for dry/wet storage & dry heated environments.

Phosphate conversion plating + pewter gray epoxy. 5 year warranty.

18 ga, Galvanized: Galvanized steel shelf

Add the following “suffix” letters to the part numbers below to specify material choices (listed above)

“S” = Stainless “G” =Galvanized “V” =Value Epoxy

NOTE: For **CLEANROOM** applications, add “CR” prefix to stainless part number



DEPTH X LENGTH	WEIGHT	PART #
14" x 24"	6	SS1424
14" x 30"	7	SS1430
14" x 36"	8	SS1436
14" x 42"	9	SS1442
14" x 48"	10	SS1448
14" x 54"	12	SS1454
14" x 60"	14	SS1460
14" x 72"	17	SS1472
18" x 24"	7	SS1824
18" x 30"	8	SS1830
18" x 36"	9	SS1836
18" x 42"	11	SS1842
18" x 48"	12	SS1848
18" x 54"	15	SS1854
18" x 60"	17	SS1860
18" x 72"	20	SS1872

DEPTH X LENGTH	WEIGHT	PART #
21" x 24"	8	SS2124
21" x 30"	9	SS2130
21" x 36"	11	SS2136
21" x 42"	12	SS2142
21" x 48"	14	SS2148
21" x 54"	16	SS2154
21" x 60"	18	SS2160
21" x 72"	24	SS2172
24" x 24"	9	SS2424
24" x 30"	11	SS2430
24" x 36"	13	SS2436
24" x 42"	15	SS2442
24" x 48"	16	SS2448
24" x 54"	19	SS2454
24" x 60"	21	SS2460
24" x 72"	26	SS2472

Custom Products & Services, Inc.

6140 Claude Way E. Inver Grove Heights, MN. 55076

PH (Toll Free): 888-444-1202 (or) 651-452-0113 **FAX:** 651-452-2264

E-Mail: info@custom-products.com **Website:** www.custom-products.com

CANTILEVER SHELVING & DIVIDERS

ORDERING CANTILEVER WIRE SHELVING or DIVIDERS:

MATERIAL CHOICES:

#304 Stainless Steel Finish (Best): NSF listed for all environments.


Chrome: NSF listed for dry storage and heated environments.

Bright Nickel + chrome + sealer. 1 year warranty.

Add the following "suffix" letters to the part numbers below to specify material choices (listed above)

"S" = Stainless "C" = Chrome

NOTE: When ordering back posts, contact CPS to insure the posts heights will accommodate these shelves



DEPTH X LENGTH	WEIGHT	PART #
12" x 24"	5	CS1224
12" x 30"	5	CS1230
12" x 36"	6	CS1236
12" x 42"	7	CS1242
12" x 48"	8	CS1248
12" x 54"	9	CS1254
12" x 60"	10	CS1260

WIRE SHELF DIVIDER



HEIGHT x DEPTH	WEIGHT	PART #
8" x 14"	1	SD14
8" x 18"	1	SD18
8" x 21"	2	SD21
8" x 24"	2	SD24
8" x 30"	2	SD30
8" x 36"	3	SD36

SOLID SHELF DIVIDER



HEIGHT x DEPTH	WEIGHT	PART #
8" x 14"	0.6	SSD14
8" x 18"	0.6	SSD18
8" x 21"	1.5	SSD21
8" x 24"	1.8	SSD24
8" x 30"	2.3	SSD30
8" x 36"	3.0	SSD36

Custom Products & Services, Inc.

6140 Claude Way E. Inver Grove Heights, MN. 55076

PH (Toll Free): 888-444-1202 (or) 651-452-0113 **FAX:** 651-452-2264

E-Mail: info@custom-products.com **Website:** www.custom-products.com

STATIONARY WALL MOUNT BRACKETS & ANGLED SHELF CARTS

ORDERING WALL MOUNT BRACKETS:

MATERIAL CHOICES:

#304 Stainless Steel Finish (Best): NSF listed for all environments.

Chrome: NSF listed for dry storage and heated environments.

Bright Nickel + chrome + sealer. 1 year warranty.


Add the following “suffix” letters to the part numbers below to specify material choices (listed above)

“S” = Stainless “C” =Chrome

Designed for applications where vertical adjustment is NOT required. “END” units consist of one single support and mounting plate. “MID” units consist of one double shelf support and mounting plate.



BRACKET DEPTH	WEIGHT	PART #
14”	6	WB14
18”	8	WB18
21”	10	WB21
24”	12	WB24



ANGLED SHELF CART

Offers the ergonomic advantage of an angled shelf along with the added visibility when used with storage bins. Additional shelves and wire dividers available as options.

Materials available: Chrome, E-Bright Zinc or Value Epoxy

Replace “x” in part number with the following codes to indicate finish required: C =Chrome, Z =Zinc, V =Value Epoxy.

Shelves adjusts on 1” vertical increments & the slope of each shelf. 5” x 1-1/4” standard resilient swivel casters (2 w/ brakes).

Weight capacity of cart: 800 lbs.

Standard height of cart: 62-7/8”.

CART LENGTH	WEIGHT	PART #
36”	60	M1836-x-4
48”	68	M1848-x-4
60”	72”	M1860-x-4

Custom Products & Services, Inc.

6140 Claude Way E. Inver Grove Heights, MN. 55076

PH (Toll Free): 888-444-1202 (or) 651-452-0113 **FAX:** 651-452-2264

E-Mail: info@custom-products.com **Website:** www.custom-products.com

BURN-IN CARTS / REEL SHELVING CARTS

BURN-IN CARTS are designed as testing and preparation stations for electronic products. Comes standard with 5" resilient, swivel casters w/ donut bumpers. Standard power harness is designed for use on the 4 shelf unit (shown below). Additional shelves and power harnesses are available. ESD models also available.



BURN-IN CART

Dimensions	Weight	Chrome Model #	Zinc Model #
64" (L) x 28" (D) x 69" (H)	114	BIC	BIC-Z

REPLACEMENT POWER HARNESS

Description	Weight	Chrome Model #
9 outlet replacement harness	2	MHPH

REEL SHELVING CARTS are designed to store and transport surface mount reels. Available with sealed zinc plate shelves and posts, 9 gauge wire for the mat, and 6 gauge wire for the cradle and trusses. The #R1836-7 has a 3/4" open space for each reel. The R1836-13 has a 2" open space for each reel.



Depth x Length	Weight	Capacity	Model #
18" x 36"	53	Holds (78) 7" diameter reels	R1836Z-7
18" x 36"	53	Holds (30) 13" diameter reels	R1836Z-13

Custom Products & Services, Inc.

6140 Claude Way E. Inver Grove Heights, MN. 55076

PH (Toll Free): 888-444-1202 (or) 651-452-0113 **FAX:** 651-452-2264

E-Mail: info@custom-products.com **Website:** www.custom-products.com

MODULAR POLYMER SHELVING SYSTEM—STARTER UNITS

Adjustable, modular storage shelving. Quick and easy to assemble. These components allow a wide variety of layouts to fit available space. The combination of stainless steel or zinc posts, rails, high density polymer shelving sections and fittings provide a heavy duty unit that is virtually non-corrosive. Shelves available in either solid or louvered styles.

STARTER UNITS: Available with either 63" or 74" high posts. Each unit below comes complete with 4 posts and 4 shelves.

ADD-ON UNITS: Each unit features 2 posts and 4 shelves.

63" HIGH STARTER UNITS

Shelf Depth x Length	Shelves w/ stainless rails		Shelves w/ zinc rails	
	w/ 4 Solid Shelf PART #	w/ 4 Louvered PART #	w/ 4 Solid Shelf PART #	w/ 4 Louvered PART #
18" x 22"	S4-63S-S1822P	S4-63S-L1822P	S4-63Z-S1822P	S4-63Z-L1822P
18" x 30"	S4-63S-S1830P	S4-63S-L1830P	S4-63Z-S1830P	S4-63Z-L1830P
18" x 39"	S4-63S-S1839P	S4-63S-L1839P	S4-63Z-S1839P	S4-63Z-L1839P
18" x 48"	S4-63S-S1848P	S4-63S-L1848P	S4-63Z-S1848P	S4-63Z-L1848P
18" x 57"	S4-63S-S1857P	S4-63S-L1857P	S4-63Z-S1857P	S4-63Z-L1857P
23" x 22"	S4-63S-S2322P	S4-63S-L2322P	S4-63Z-S2322P	S4-63Z-L2322P
23" x 30"	S4-63S-S2330P	S4-63S-L2330P	S4-63Z-S2330P	S4-63Z-L2330P
23" x 39"	S4-63S-S2339P	S4-63S-L2339P	S4-63Z-S2339P	S4-63Z-L2339P
23" x 48"	S4-63S-S2348P	S4-63S-L2348P	S4-63Z-S2348P	S4-63Z-L2348P
23" x 57"	S4-63S-S2357P	S4-63S-L2357P	S4-63Z-S2357P	S4-63Z-L2357P



74" HIGH STARTER UNITS

Shelf Depth x Length	Shelves w/ stainless rails		Shelves w/ zinc rails	
	w/ 4 Solid Shelf PART #	w/ 4 Louvered PART #	w/ 4 Solid Shelf PART #	w/ 4 Louvered PART #
18" x 22"	S4-74S-S1822P	S4-74S-L1822P	S4-74Z-S1822P	S4-74Z-L1822P
18" x 30"	S4-74S-S1830P	S4-74S-L1830P	S4-74Z-S1830P	S4-74Z-L1830P
18" x 39"	S4-74S-S1839P	S4-74S-L1839P	S4-74Z-S1839P	S4-74Z-L1839P
18" x 48"	S4-74S-S1848P	S4-74S-L1848P	S4-74Z-S1848P	S4-74Z-L1848P
18" x 57"	S4-74S-S1857P	S4-74S-L1857P	S4-74Z-S1857P	S4-74Z-L1857P
23" x 22"	S4-74S-S2322P	S4-74S-L2322P	S4-74Z-S2322P	S4-74Z-L2322P
23" x 30"	S4-74S-S2330P	S4-74S-L2330P	S4-74Z-S2330P	S4-74Z-L2330P
23" x 39"	S4-74S-S2339P	S4-74S-L2339P	S4-74Z-S2339P	S4-74Z-L2339P
23" x 48"	S4-74S-S2348P	S4-74S-L2348P	S4-74Z-S2348P	S4-74Z-L2348P
23" x 57"	S4-74S-S2357P	S4-74S-L2357P	S4-74Z-S2357P	S4-74Z-L2357P

Custom Products & Services, Inc.

6140 Claude Way E. Inver Grove Heights, MN. 55076

PH (Toll Free): 888-444-1202 (or) 651-452-0113 **FAX:** 651-452-2264

E-Mail: info@custom-products.com **Website:** www.custom-products.com

MODULAR POLYMER SHELVING SYSTEM—ADD-ON UNITS

Adjustable, modular storage shelving. Quick and easy to assemble. These components allow a wide variety of layouts to fit available space. The combination of stainless steel or zinc posts, rails, high density polymer shelving sections and fittings provide a heavy duty unit that is virtually non-corrosive. Shelves available in either solid or louvered styles.

STARTER UNITS: Available with either 63" or 74" high posts. Each unit below comes complete with 4 posts and 4 shelves.

ADD-ON UNITS: Each unit features 2 posts and 4 shelves.

63" HIGH ADD-ON UNITS

Shelf Depth x Length	Shelves w/ stainless rails		Shelves w/ zinc rails	
	w/ 4 Solid Shelf PART #	w/ 4 Louvered PART #	w/ 4 Solid Shelf PART #	w/ 4 Louvered PART #
18" x 22"	A4-63S-S1822P	A4-63S-L1822P	A4-63Z-S1822P	A4-63Z-L1822P
18" x 30"	A4-63S-S1830P	A4-63S-L1830P	A4-63Z-S1830P	A4-63Z-L1830P
18" x 39"	A4-63S-S1839P	A4-63S-L1839P	A4-63Z-S1839P	A4-63Z-L1839P
18" x 48"	A4-63S-S1848P	A4-63S-L1848P	A4-63Z-S1848P	A4-63Z-L1848P
18" x 57"	A4-63S-S1857P	A4-63S-L1857P	A4-63Z-S1857P	A4-63Z-L1857P
23" x 22"	A4-63S-S2322P	A4-63S-L2322P	A4-63Z-S2322P	A4-63Z-L2322P
23" x 30"	A4-63S-S2330P	A4-63S-L2330P	A4-63Z-S2330P	A4-63Z-L2330P
23" x 39"	A4-63S-S2339P	A4-63S-L2339P	A4-63Z-S2339P	A4-63Z-L2339P
23" x 48"	A4-63S-S2348P	A4-63S-L2348P	A4-63Z-S2348P	A4-63Z-L2348P
23" x 57"	A4-63S-S2357P	A4-63S-L2357P	A4-63Z-S2357P	A4-63Z-L2357P



74" HIGH ADD-ON UNITS

Shelf Depth x Length	Shelves w/ stainless rails		Shelves w/ zinc rails	
	w/ 4 Solid Shelf PART #	w/ 4 Louvered PART #	w/ 4 Solid Shelf PART #	w/ 4 Louvered PART #
18" x 22"	A4-74S-S1822P	A4-74S-L1822P	A4-74Z-S1822P	A4-74Z-L1822P
18" x 30"	A4-74S-S1830P	A4-74S-L1830P	A4-74Z-S1830P	A4-74Z-L1830P
18" x 39"	A4-74S-S1839P	A4-74S-L1839P	A4-74Z-S1839P	A4-74Z-L1839P
18" x 48"	A4-74S-S1848P	A4-74S-L1848P	A4-74Z-S1848P	A4-74Z-L1848P
18" x 57"	A4-74S-S1857P	A4-74S-L1857P	A4-74Z-S1857P	A4-74Z-L1857P
23" x 22"	A4-74S-S2322P	A4-74S-L2322P	A4-74Z-S2322P	A4-74Z-L2322P
23" x 30"	A4-74S-S2330P	A4-74S-L2330P	A4-74Z-S2330P	A4-74Z-L2330P
23" x 39"	A4-74S-S2339P	A4-74S-L2339P	A4-74Z-S2339P	A4-74Z-L2339P
23" x 48"	A4-74S-S2348P	A4-74S-L2348P	A4-74Z-S2348P	A4-74Z-L2348P
23" x 57"	A4-74S-S2357P	A4-74S-L2357P	A4-74Z-S2357P	A4-74Z-L2357P

Custom Products & Services, Inc.

6140 Claude Way E. Inver Grove Heights, MN. 55076

PH (Toll Free): 888-444-1202 (or) 651-452-0113 **FAX:** 651-452-2264

E-Mail: info@custom-products.com **Website:** www.custom-products.com

CANTILEVER SHELVING SYSTEM

Designed for convenience and maximum accessibility to shelf contents. Utilizes cantilever shelving instead of four post and post supports that can get in the way. Infinite height adjustability. Components are extra heavy gauge steel.



For wall-mounted storage. 14 Gauge. Continuous seam welded. Rust and corrosion resistant. Available in zinc, stainless steel or aluminum. Regular or NSF-approved. (Note: Ceiling brackets ordered separately).

100% usable shelving surface, from section to section, wall to wall and from front to back. No posts to restrict stock placement. Floor is unobstructed.

Wall-mounted shelving requires no support from floor. Ceiling brackets are required for all installations.



STANDARD UPRIGHTS

Length	ZINC			STAINLESS STEEL			ALUMINUM		
	WT.	Regular Part #	NSF Part #	WT.	Regular Part #	NSF Part #	WT.	Regular	NSF
12"	1	MMU-1	MMNSU-1	1	MMUSS-1	MMNSUSS-1	1	MMU/A-1	MMNSU/A-1
24"	3	MMU-2	MMNSU-2	3	MMUSS-2	MMNSUSS-2	2	MMU/A-2	MMNSU/A-2
36"	4	MMU-3	MMNSU-3	4	MMUSS-3	MMNSUSS-3	2	MMU/A-3	MMNSU/A-3
48"	6	MMU-4	MMNSU-4	5	MMUSS-4	MMNSUSS-4	3	MMU/A-4	MMNSU/A-4
60"	7	MMU-5	MMNSU-5	7	MMUSS-5	MMNSUSS-5	4	MMU/A-5	MMNSU/A-5
72"	9	MMU-6	MMNSU-6	8	MMUSS-6	MMNSUSS-6	4	MMU/A-6	MMNSU/A-6
84"	10	MMU-7	MMNSU-7	9	MMUSS-7	MMNSUSS-7	5	MMU/A-7	MMNSU/A-7
96"	11	MMU-8	MMNSU-8	11	MMUSS-8	MMNSUSS-8	6	MMU/A-8	MMNSU/A-8
108"	13	MMU-9	MMNSU-9	12	MMUSS-9	MMNSUSS-9	7	MMU/A-9	MMNSU/A-9
120"	14	MMU-10	MMNSU-10	13	MMUSS-10	MMNSUSS-10	7	MMU/A-10	MMNSU/A-10
144"	17	MMU-12	MMNSU-12	16	MMUSS-12	MMNSUSS-12	9	MMU/A-12	MMNSU/A-12
156"	20	MMU-14	N/A		N/A		10	MMU/A-14	MMNSU/A-14
168"	23	MMU-16	N/A		N/A		12	MMU/A-16	MMNSU/A-16

Custom Products & Services, Inc.

6140 Claude Way E. Inver Grove Heights, MN. 55076

PH (Toll Free): 888-444-1202 (or) 651-452-0113 FAX: 651-452-2264

CANTILEVER SHELVING SYSTEM

Designed for convenience and maximum accessibility to shelf contents. Utilizes cantilever shelving instead of four post and post supports that can get in the way. Infinite height adjustability. Components are extra heavy gauge steel.

BACK-TO-BACK UPRIGHTS—Floor to Ceiling

For center room storage. Attaches to floor and ceiling. Two (2) uprights are bolted or welded back-to-back. Available in zinc, stainless steel or aluminum. Regular or NSF-approved. (Order ceiling brackets separately)



Length	ZINC			STAINLESS STEEL			ALUMINUM	
	WT.	Regular Part #	NSF Part #	WT.	Regular Part #	NSF Part #	WT.	Regular Only Part #
48"	11	MMBB/FC-4	MMNSBB/FC-4	11	MMBBSS/FC-4	MMNSBBSS/FC-4	11	MMBB/FC/A-4
60"	14	MMBB/FC-5	MMNSBB/FC-5	24	MMBBSS/FC-5	MMNSBBSS/FC-5	14	MMBB/FC/A-5
72"	17	MMBB/FC-6	MMNSBB/FC-6	28	MMBBSS/FC-6	MMNSBBSS/FC-6	17	MMBB/FC/A-6
84"	20	MMBB/FC-7	MMNSBB/FC-7	33	MMBBSS/FC-7	MMNSBBSS/FC-7	20	MMBB/FC/A-7
96"	23	MMBB/FC-8	MMNSBB/FC-8	38	MMBBSS/FC-8	MMNSBBSS/FC-8	23	MMBB/FC/A-8
108"	26	MMBB/FC-9	MMNSBB/FC-9	42	MMBBSS/FC-9	MMNSBBSS/FC-9	26	MMBB/FC/A-9
120"	29	MMBB/FC-10	MMNSBB/FC-10	47	MMBBSS/FC-10	MMNSBBSS/FC-10	29	MMBB/FC/A-10
144"	34	MMBB/FC-12	MMNSBB/FC-12	57	MMBBSS/FC-12	MMNSBBSS/FC-12	34	MMBB/FC/A-12

CEILING BRACKETS FOR STANDARD BACK-TO-BACK UPRIGHTS

Required for all installations. Offered in zinc, stainless steel or aluminum. Regular or NSF-approved.



Description	ZINC		STAINLESS STEEL		ALUMINUM	
	Regular Part #	NSF Part #	Regular Part #	NSF Part #	Regular Only	NSF Part #
Left	MMCB-6-L	MMNSCB-6-L	MMCBSS-6-L	MMNSCBSS-6-L	MMCB-A6-L	MMNSCB-A6L
Right	MMCB-6-R	MMNSCB-6-R	MMCBSS-6-R	MMNSCBSS-6-R	MMCB-A6-R	MMNSCB-A6R

Custom Products & Services, Inc.

6140 Claude Way E. Inver Grove Heights, MN. 55076
PH (Toll Free): 888-444-1202 (or) 651-452-0113 FAX: 651-452-2264

CANTILEVER SHELVING SYSTEM COMPONENTS

Designed for convenience and maximum accessibility to shelf contents. Utilizes cantilever shelving instead of four post and post supports that can get in the way. Infinite height adjustability. Components are extra heavy gauge steel.

SINGLE KNOB BRACKETS

For use with any standard wire or solid shelving (refer to shelving section in this catalog).


Available with flanges at top, left or right. To order, add suffix “-L” (left bracket) or “-R” (right bracket) to model numbers below. Example: MMB-K-21-L



Length	ZINC			STAINLESS STEEL			ALUMINUM		
	WT.	Regular Part #	NSF Part #	WT.	Regular Part #	NSF Part #	WT.	Regular Part #	NSF Part #
14"	2	MMB-K-14	MMNSB-K-14	2	MMBSS-K-14	MMNSBSS-K-14	1	MMB-K/A-14	MMNSB-K/A-14
18"	3	MMB-K-18	MMNSB-K-18	2	MMBSS-K-18	MMNSBSS-K-18	1	MMB-K/A-18	MMNSB-K/A-18
21"	3	MMB-K-21	MMNSB-K-21	3	MMBSS-K-21	MMNSBSS-K-21	1	MMB-K/A-21	MMNSB-K/A-21
24"	3	MMB-K-24	MMNSB-K-24	3	MMBSS-K-24	MMNSBSS-K-24	2	MMB-K/A-24	MMNSB-K/A-24

DOUBLE KNOB BRACKETS

For use with any standard wire or solid shelving (refer to shelving section in this catalog). Available with flanges at top, left or right. These brackets support 2 adjoining wire or solid shelves on a common upright.



Length	ZINC			STAINLESS STEEL			ALUMINUM		
	WT	Regular Part #	NSF Part #	WT	Regular Part #	NSF Part #	WT	Regular Part #	NSF Part #
14"	2	MMDB-K-14	MMNSDB-K-14	2	MMDBSS-K-14	MMNSDBSS-K-14	1	MMDB-K/A-14	MMNSDB-K/A-14
18"	3	MMDB-K-18	MMNSDB-K-18	2	MMDBSS-K-18	MMNSDBSS-K-18	1	MMDB-K/A-18	MMNSDB-K/A-18
21"	3	MMDB-K-21	MMNSDB-K-21	3	MMDBSS-K-21	MMNSDBSS-K-21	1	MMDB-K/A-21	MMNSDB-K/A-21
24"	3	MMDB-K-24	MMNSDB-K-24	3	MMDBSS-K-24	MMNSDBSS-K-24	2	MMDB-K/A-24	MMNSDB-K/A-24

Custom Products & Services, Inc.

6140 Claude Way E. Inver Grove Heights, MN. 55076

PH (Toll Free): 888-444-1202 (or) 651-452-0113 FAX: 651-452-2264

SECURITY CARTS

ORDERING WALL MOUNT BRACKETS:

MATERIAL CHOICES / DOLLY:

Chrome: NSF listed for dry storage and heated environments.
Bright Nickel + chrome + sealer. 1 year warranty.

MATERIAL CHOICES FOR SHELVES

Chrome, E-Brite Zinc or Stainless

Add the following “suffix” letters to the part numbers below to specify material choices (listed above)

“S” = Stainless “C” = Chrome “Z” = E-Brite Zinc

All dolly trucks are chrome and come standard with 4 swivel 5” x 1-1/4” poly plate casters, 2 have brakes. Standard cart height is 68”.



DEPTH x LENGTH	WEIGHT	PART #
27-1/4” x 39-1/4”	177	DTSC2436
27-1/4” x 51-1/4”	214	DTSC2448
27-1/4” x 63-1/4”	245	DTSC2460

OPTIONAL SHELVES

DEPTH x LENGTH	WEIGHT	PART #
14” x 36”	8	1436
14” x 48”	10	1448
14” x 60”	14	1460
24” x 36”	13	2436
24” x 48”	16	2448
24” x 60”	21	2460
30” x 36”	17	3036
30” x 48”	20	3048
30” X 60”	25	3060



Mini-Security Unit / Stationary / 40” High
Contact CPS for details.

Custom Products & Services, Inc.

6140 Claude Way E. Inver Grove Heights, MN. 55076

PH (Toll Free): 888-444-1202 (or) 651-452-0113 **FAX:** 651-452-2264

E-Mail: info@custom-products.com **Website:** www.custom-products.com

STEM CASTER CARTS w/ WIRE SHELVES

ORDERING WALL MOUNT BRACKETS:

MATERIAL CHOICES

Chrome: NSF listed for dry storage and heated environments.

Bright Nickel + chrome + sealer. 1 year warranty.

E-Brite Zinc: NSF listed for dry storage, heated environments & walk-in coolers. 3 year warranty.

Zinc chloride + clear chromate + sealer.

Add the following “suffix” letters to the part numbers below to specify material choices (listed above)

“C” =Chrome “Z” =E-Brite Zinc

These sturdy, 4-shelf carts are available in E-Brite zinc or chrome.

Carts consist of 4 ea. 63” high posts, 4 shelves, plastic split sleeves, donut bumpers and 5” x 1-4” casters.

Fast assembly. No tools required. Shipped knock down.



Specify casters required as follows:

Swivel / Resilient = S

Swivel / Poly = SP

Swivel / Brake / Resilient =SB

Swivel / Brake / Poly = SBP

Swivel / Rigid / Resilient = SR

Swivel /Rigid / Poly = SRP

Add “material” code and caster code to suffix of part number, as follows: CC1836Z-SR

SHELF DEPTH x LENGTH	WEIGHT	PART #
18” x 36”	58	CC1836
18” x 48”	70	CC1848
18” x 60”	86	CC1860
21” x 36”	67	CC2136
21” x 48”	79	CC2148
21” x 60”	96	CC2160
24” x 36”	74	CC2436
24” x 48”	90	CC2448
24” x 60”	110	CC2460

Custom Products & Services, Inc.

6140 Claude Way E. Inver Grove Heights, MN. 55076

PH (Toll Free): 888-444-1202 (or) 651-452-0113 **FAX:** 651-452-2264

E-Mail: info@custom-products.com **Website:** www.custom-products.com

CART COVERS

MATERIAL CHOICES

- White Coated Nylon
- White Uncoated Polyester
- 20 gauge Transparent Film
- Green Electrostatic discharge (ESD) material.

Lightweight and easy to handle.
 Top corners are reinforced.
 Standard with Velcro closures or polyester zippers
 with nylon teeth



Shelf Depth x Width	Post Height	White Coated Nylon		White Uncoated Nylon		Transp.
		Zipper Model #	Velcro Model #	Zipper Model #	Velcro Model #	Zipper Model
18" x 36"	54"	CZC-54-1836	CVC-54-1836	CZ-54-1836	CV-54-1836	CZ-54-1836-T
	63"	CZC-63-1836	CVC-63-1836	CZ-63-1836	CV-63-1836	CZ-63-1836-T
18" x 48"	54"	CZC-54-1848	CVC-54-1848	CZ-54-1848	CV-54-1848	CZ-54-1848-T
	63"	CZC-63-1848	CVC-63-1848	CZ-63-1848	CV-63-1848	CZ-63-1848-T
18" x 60"	54"	CZC-54-1860	CVC-54-1860	CZ-54-1860	CV-54-1860	CZ-54-1860-T
	63"	CZC-63-1860	CVC-63-1860	CZ-63-1860	CV-63-1860	CZ-63-1860-T
21" x 48"	54"	CZC-54-2148	CVC-54-2148	CZ-54-2148	CV-54-2148	CZ-54-2148-T
	63"	CZC-63-2148	CVC-63-2148	CZ-63-2148	CV-63-2148	CZ-63-2148-T
	74"	CZC-74-2148	CVC-74-2148	CZ-74-2148	CV-74-2148	CZ-74-2148-T
21" x 60"	54"	CZC-54-2160	CVC-54-2160	CZ-54-2160	CV-54-2160	CZ-54-2160-T
	63"	CZC-63-2160	CVC-63-2160	CZ-63-2160	CV-63-2160	CZ-63-2160-T
	74"	CZC-74-2160	CVC-74-2160	CZ-74-2160	CV-74-2160	CZ-74-2160-T
24" x 24"	54"	CZC-54-2424	CVC-54-2424	CZ-54-2424	CV-54-2424	CZ-54-2424-T
	63"	CZC-63-2424	CVC-63-2424	CZ-63-2424	CV-63-2424	CZ-63-2424-T
	74"	CZC-74-2424	CVC-74-2424	CZ-74-2424	CV-74-2424	CZ-74-2424-T
24" x 36"	54"	CZC-54-2436	CVC-54-2436	CZ-54-2436	CV-54-2436	CZ-54-2436-T
	63"	CZC-63-2436	CVC-63-2436	CZ-63-2436	CV-63-2436	CZ-63-2436-T
	74"	CZC-74-2436	CVC-74-2436	CZ-74-2436	CV-74-2436	CZ-74-2436-T
	86"	CZC-74-2436	CVC-74-2436	CZ-74-2436	CV-74-2436	CZ-74-2436-T
24" x 48"	54"	CZC-54-2448	CVC-54-2448	CZ-54-2448	CV-54-2448	CZ-54-2448-T
	63"	CZC-63-2448	CVC-63-2448	CZ-63-2448	CV-63-2448	CZ-63-2448-T
	74"	CZC-74-2448	CVC-74-2448	CZ-74-2448	CV-74-2448	CZ-74-2448-T
	86"	CZC-86-2448	CVC-86-2448	CZ-86-2448	CV-86-2448	CZ-86-2448-T
24" x 60"	54"	CZC-54-2460	CVC-54-2460	CZ-54-2460	CV-54-2460	CZ-54-2460-T
	63"	CZC-63-2460	CVC-63-2460	CZ-63-2460	CV-63-2460	CZ-63-2460-T
	74"	CZC-74-2460	CVC-74-2460	CZ-74-2460	CV-74-2460	CZ-74-2460-T
	86"	CZC-86-2460	CVC-86-2460	CZ-86-2460	CV-86-2460	CZ-86-2460-T
24" x 72"	54"	CZC-54-2472	CVC-54-2472	CZ-54-2472	CV-54-2472	CZ-54-2472-T
	63"	CZC-63-2472	CVC-63-2472	CZ-63-2472	CV-63-2472	CZ-63-2472-T
	74"	CZC-74-2472	CVC-74-2472	CZ-74-2472	CV-74-2472	CZ-74-2472-T
	86"	CZC-86-2472	CVC-86-2472	CZ-86-2472	CV-86-2472	CZ-86-2472-T

Custom Products & Services, Inc.

6140 Claude Way E. Inver Grove Heights, MN. 55076

PH (Toll Free): 888-444-1202 (or) 651-452-0113 FAX: 651-452-2264

E-Mail: info@custom-products.com Website: www.custom-products.com

TOTE BOX CARTS

Tote Box carts come standard with 3 sets of tote box slides, 2 braking & 2 swivel casters (resilient or polymer). 68" Height carts come standard with casters and 63" high chrome plated posts. Depth of carts is 26" from front to back. Custom spacing is available. ESD models available.

TOTE BOXES ORDERED SEPARATELY Contact CPS for available sizes & styles

Carts Shown w/ optional additional tote boxes & slides.

Depth x Length	Weight	Caster Type	Description	Model #
ONE-BAY CARRIERS				
26" x 22-5/8"	55	Resilient	1 section, non-adjustable	TBC1-R
26" x 22-5/8"	55	Poly	1 section, non-adjustable	TBC1-P
26" x 20-5/8" to 26" x 29-3/8"	55	Resilient	1 section, adjustable	TBC-R
26" x 20-5/8" to 26" x 29-3/8"	55	Poly	1 section, adjustable	TBC-P



Depth x Length	Weight	Caster Type	Description	Model #
TWO-BAY CARRIERS				
26" x 41-3/4"	112	Resilient	2 section, non-adjustable	TBC2-R
26" x 41-3/4"	112	Poly	2 section, non-adjustable	TBC2-P



Depth x Length	Weight	Caster Type	Description	Model #
THREE-BAY CARRIERS				
26" x 60-7/8"	168	Resilient	3 section, non-adjustable	TBC3-R
26" x 60-7/8"	168	Poly	3 section, non-adjustable	TBC3-P



Depth x Length	Weight	Caster Type	Height	Model #
BENCHSIDE CARRIERS		(2) 5" Resilient-swivel (2) 5" Resilient w/ brake	(rear) 39" / (front) 30"	
18" x 24"	50	"	"	1824-BTZ
18" x 36"	55	"	"	1836-BTZ
18" x 48"	60	"	"	1848-BTZ
18" x 60"	65	"	"	1860-BTZ



Custom Products & Services, Inc.


6140 Claude Way E. Inver Grove Heights, MN. 55076

PH (Toll Free): 888-444-1202 (or) 651-452-0113 **FAX:** 651-452-2264

E-Mail: info@custom-products.com **Website:** www.custom-products.com

ESD TOTE BOXES & TOTE BOX ACCESSORIES

The totes fit the standard Tote Box Carriers (previous page). Containers can be divided into compartments by length and/or width. Dividers are 1-3/4" centers. Available in conductive (XL) or static dissipative (CS) material. To specify, add suffix XL or CS on the desired model.



Dimensions of outside top Length x Width x Height	Weight	Max. divider slots		Model #
		Long	Short	
10.8" x 8.5" x 2.5"	0.5	5"	7"	TB1015
10.8" x 8.5" x 3.5"	0.7	5"	7"	TB1035
10.8" x 8.5" x 5.0"	0.9	5"	7"	TB1050
16.5" x 10.9" x 2.5"	1.0	7"	11"	TB2025
16.5" x 10.9" x 3.5"	1.2	7"	11"	TB2035
16.5" x 10.9" x 5.0"	1.4	7"	11"	TB2050
16.5" x 10.9" x 6.0"	1.6	7"	11"	TB2060
16.5" x 10.9" x 7.0"	1.8	7"	11"	TB2070
16.5" x 10.9" x 8.0"	2.0	7"	11"	TB2080
22.4" x 17.4" x 5.0"	2.8	11"	15"	TB3050
22.4" x 17.4" x 6.0"	3.5	11"	15"	TB3060
22.4" x 17.4" x 8.0"	4.1	11"	15"	TB3080
22.4" x 17.4" x 12.0"	6.0	11"	15"	TB3120

DIVIDERS FOR ESD TOTE BOXES

Vertical Divider Model	TB 2035	TB 2050	TB 2060	TB 2080	TB 3060	TB 3080	TB 3120	TB 1025	TB 1035	TB 1050	TB 2025	TB 2070	TB 3050	Divider Ht
DV0825-N								S	S	S				1.9"
DV0835-N									S	S				2.9"
DV0850-N										S				4.4"
DV1025-N	S	S	S	S				L	L	L	S	S		1.9"
DV1035-N	S	S	S	S					L	L		S		2.9"
DV1050-N		S	S	S						L		S		4.4"
DV1060-N			S	S								S		5.4"
DV1070-N				S								S		6.4"
DV1080-N				S										7.4"
DV1625-N	L	L	L	L							L	L		1.9"
DV1635-N	L	L	L	L								L		2.9"
DV1635-N		L	L	L								L		4.4"
DV1660-N			L	L								L		5.4"
DV1670-N				L								L		6.4"
DV1680-N				L										7.4"
DV1735-N					S	S	S						S	3.5"
DV1750-N					S	S	S						S	4.4"
DV1760-N					S	S	S							5.4"
DV1780-N						S	S							7.4"
DV17120-N							S							11.3"
DV2235-N					L	L	L						L	3.5"
DV2250-N					L	L	L						L	4.4"
DV2260-N					L	L	L							5.4"
DV2280-N						L	L							7.4"
DV22120-N							L							11.3"

S = Short Divider
L = Long Divider

Custom Products & Services, Inc.

6140 Claude Way E. Inver Grove Heights, MN. 55076

PH (Toll Free): 888-444-1202 (or) 651-452-0113 **FAX:** 651-452-2264

E-Mail: info@custom-products.com **Website:** www.custom-products.com

ESD TOTE BOXES & TOTE BOX ACCESSORIES

ESD TOTE BOX COVERS

Protect the contents of you divider box with these hi-density injection molded covers. Available in conductive (**XL**) or static dissipative (**CS**) material. To specify, add suffix **XL** or **CS** to part numbers

INSERT COVERS

For Container part #	Weight	Part #
TB1000 series	0.2	CTB1000-1
TB2000 series	0.5	CTB2000-1
TB3000 series	1.2	CTB3000-1



INSERT COVER

HEAVY DUTY COVERS

For Container part #	Weight	Part #
TB1000 series	0.2	CTB1040-H
TB2000 series	0.5	CTB2040-H
TB3000 series	1.2	CTB3040-H



HEAVY DUTY COVER

CARD HOLDERS

Available in clear vinyl or static dissipative (pink) vinyl. Easily snaps to TB3000 series divider boxes

Dimensions	Type	Part #
7.75" x 4.25"	Clear Vinyl	CH3040-H
7.75 x 4.25"	Static Dissipative	CH3040-HLS



CARD HOLDERS

MOLDED FIBERGLASS ESD BOXES & TRAYS

These black ESD boxes are stackable for maximum storage efficiency. Made of thermoset polyester composite material. Flame and chemical resistant.

Inside Length	Inside Width	Outside Length	Outside Width	Depth	Description	Part #
24.4"	16.9"	25.8"	17.8"	1.1"	Tray	A208509
24.4"	16.9"	25.8"	17.8"	3.0"	Stacking box	A208510
24.4"	16.9"	25.8"	17.8"	1.0"	Stacking box	A208511
24.4"	16.9"	25.8"	17.8"	1.3"	Stacking box	A208512
24.4"	16.9"	25.8"	17.8"	-	Lid	A208514 *



FIBERGLASS ESD TOTES

* *Model #A208514 lid fits models #A208510, A208511 & A208512 boxes.*

Custom Products & Services, Inc.

6140 Claude Way E. Inver Grove Heights, MN. 55076

PH (Toll Free): 888-444-1202 (or) 651-452-0113 **FAX:** 651-452-2264

E-Mail: info@custom-products.com **Website:** www.custom-products.com

UTILITY CARTS

Utility carts may be configured with either wire or solid shelves, or a combination of both. Handles are available in chrome plates steel or stainless. Carts are available in chrome or zinc.
MODELS AVAILABLE FOR CLEANROOM OR ESD APPLICATIONS.

Depth x Length	Weight	Model # E-Brite Zinc	Model # Chrome
2-SHELF MEDIUM DUTY CART			
18" x 24"	32	EU2-1824Z	EU2-1824C
18" x 30"	35	EU2-1830Z	EU2-1830C
18" x 36"	38	EU2-1836Z	EU2-1836C
21" x 36"	42	EU2-2136Z	EU2-2136C
24" x 36"	45	EU2-2436Z	EU2-2436C
3-SHELF MEDIUM DUTY CART			
18" x 24"	37	EU3-1824Z	EU3-1824C
18" x 30"	41	EU3-1830Z	EU3-1830C
18" x 36"	45	EU3-1836Z	EU3-1836C
21" x 36"	48	EU3-2136Z	EU3-2136C
24" x 36"	58	EU3-2436Z	EU3-2436C



MEDIUM DUTY 500 LB. CAPACITY

Depth x Length	Weight	Model #	Model #
2-SHELF HEAVY DUTY CART			
18" x 36"	38	U2-1836Z	U2-1836C
18" x 42"	41	U2-1842Z	U2-1842C
21" x 36"	42	U2-2136Z	U2-2136C
21" x 42"	44	U2-2142Z	U2-2142C
21" x 48"	48	U2-2148Z	U2-2148C
24" x 36"	46	U2-2436Z	U2-2436C
24" x 42"	50	U2-2442Z	U2-2442C
24" x 48"	52	U2-2448Z	U2-2448C
24" X 60"	62	U2-2460Z	U2-2460C
3-SHELF HEAVY CART			
18" x 36"	48	U3-1836Z	U3-1836C
18" x 42"	52	U3-1842Z	U3-1842C
21" x 36"	53	U3-2136Z	U3-2136C
21" x 42"	56	U3-2142Z	U3-2142C
21" x 48"	62	U3-2148Z	U3-2148C
24" x 36"	59	U3-2436Z	U3-2436C
24" x 42"	65	U3-2442Z	U3-2442C
24" x 48"	68	U3-2448Z	U3-2448C
24" x 60"	83	U3-2460Z	U3-2460C



HEAVY DUTY 800 LB. CAPACITY

Depth x Length	Weight	Model #
2-(SOLID) SHELF CART		
18" x 24"	36	EU3-1824CS
18" x 30"	39	EU3-1830CS
18" x 36"	42	EU3-1836CS
21" x 36"	65	EU3-2136CS
24" x 36"	71	EU3-2436CS



UTILITY CARTS w/ SOLID SHELVES
(Shown with solid & wire shelves)

Custom Products & Services, Inc.
PH: 888-444-1202 / FAX: 651-452-2264
E-Mail: info@custom-products.com

UTILITY CARTS & HANDLES

REDI-PAK Carts (shown below) are prepackaged, medium duty cart systems that include 1 handle, 2 posts, 4 resilient 4" casters with donut bumpers and either 2 or 3 chrome wire shelves with built-in ledge on 3 sides...and packaged **all in 1 carton**.

Also shown below are the various "handle" options available for use on any of the utility carts.



REDI-PAK CARTS
(Prepackaged)

Depth x Length	Weight	Model # E-Brite Zinc
2-SHELF CART		
18" x 36"	38	U2-1836C-RP
3-SHELF CART		
18" x 36"	45	U3-1836C-RP

Carts are available with a variety of optional casters including: Resilient, Polyurethane and Polymer. Casters are available in rigid, swivel, braking or non-braking. Advise your caster choice when ordering these carts.
CLEANROOM AND ESD MODELS AVAILABLE

PUSH HANDLE



Length	Chrome Model #	Stainless Model #
14"	PH14-C	PH14-S
18"	PH18-C	PH18-S
21"	PH21-C	PH21-S
24"	PH24-C	PH24-S
30"	PH30-C	PH30-S
36"	PH36-C	PH36-S

UTILITY CART HANDLE



Length	Chrome Model #	Stainless Model #
14"	PH14-C	PH14-S
18"	PH18-C	PH18-S
21"	PH21-C	PH21-S
24"	PH24-C	PH24-S
30"	PH30-C	PH30-S
36"	PH36-C	PH36-S

EXTENDED PUSH HANDLE



Length	Chrome Model #	Stainless Model #
14"	PH14-C	PH14-S
18"	PH18-C	PH18-S
21"	PH21-C	PH21-S
24"	PH24-C	PH24-S
30"	PH30-C	PH30-S
36"	PH36-C	PH36-S

Custom Products & Services, Inc.

6140 Claude Way E. Inver Grove Heights, MN. 55076

PH (Toll Free): 888-444-1202 (or) 651-452-0113 **FAX:** 651-452-2264

E-Mail: info@custom-products.com **Website:** www.custom-products.com

STATIONARY DUNNAGE RACKS

Complete with "Z" brackets for added stability. 14" Posts and a choice of flat, embossed or louvered shelf. 14-1/2" Height. Stainless or Gray Epoxy finish.



WITH FLAT SHELF

	STAINLESS STEEL				GRAY EPOXY COATED			
	14 Ga. Stainless		16 Ga. Stainless		14 Ga. Stainless		16 Ga. Stainless	
	Width x Length	Model #	Wt.	Model #	Wt.	Model #	Wt.	Model #
18" x 36"	FD-1836-SH	52	FD-1836-S	47	FD-1836-VH	42	FD-1836-V	42
18" x 42"	FD-1842-SH	54	FD-1842-S	49	FD-1842-VH	44	FD-1842-V	44
18" x 48"	FD-1848-SH	57	FD-1848-S	52	FD-1848-VH	47	FD-1848-V	47
18" x 54"	FD-1854-SH	61	FD-1854-S	56	FD-1854-VH	49	FD-1854-V	49
18" x 60"	FD-1860-SH	64	FD-1860-S	59	FD-1860-VH	51	FD-1860-V	51
24" x 36"	FD-2436-SH	58	FD-2436-S	53	FD-2436-VH	46	FD-2436-V	46
24" x 42"	FD-2442-SH	63	FD-2442-S	58	FD-2442-VH	49	FD-2442-V	49
24" x 48"	FD-2448-SH	68	FD-2448-S	61	FD-2448-VH	53	FD-2448-V	53
24" x 54"	FD-2454-SH	71	FD-2454-S	66	FD-2454-VH	56	FD-2454-V	56
24" x 60"	FD-2460-SH	76	FD-2460-S	71	FD-2460-VH	61	FD-2460-V	61

WITH LOUVERED SHELF

	STAINLESS STEEL				GRAY EPOXY COATED			
	14 Ga. Stainless		16 Ga. Stainless		14 Ga. Stainless		16 Ga. Stainless	
	Width x Length	Model #	Wt.	Model #	Wt.	Model #	Wt.	Model #
18" x 36"	LD-1836-SH	52	LD-1836-S	47	LD-1836-VH	42	LD-1836-V	42
18" x 42"	LD-1842-SH	54	LD-1842-S	49	LD-1842-VH	44	LD-1842-V	44
18" x 48"	LD-1848-SH	57	LD-1848-S	52	LD-1848-VH	47	LD-1848-V	47
18" x 54"	LD-1854-SH	61	LD-1854-S	56	LD-1854-VH	49	LD-1854-V	49
18" x 60"	LD-1860-SH	64	LD-1860-S	59	LD-1860-VH	51	LD-1860-V	51
24" x 36"	LD-2436-SH	58	LD-2436-S	53	LD-2436-VH	46	LD-2436-V	46
24" x 42"	LD-2442-SH	63	LD-2442-S	58	LD-2442-VH	49	LD-2442-V	49
24" x 48"	LD-2448-SH	68	LD-2448-S	61	LD-2448-VH	53	LD-2448-V	53
24" x 54"	LD-2454-SH	71	LD-2454-S	66	LD-2454-VH	56	LD-2454-V	56
24" x 60"	LD-2460-SH	76	LD-2460-S	71	LD-2460-VH	61	LD-2460-V	61

Custom Products & Services, Inc.


6140 Claude Way E. Inver Grove Heights, MN. 55076

PH (Toll Free): 888-444-1202 (or) 651-452-0113 FAX: 651-452-2264

E-Mail: info@custom-products.com Website: www.custom-products.com

MOBILE DUNNAGE RACKS

Complete with "Z" brackets for added stability. 14" Posts and a choice of flat, embossed or louvered shelf. 14-1/2" Height. Stainless or Gray Epoxy finish.



WITH FLAT SHELF

	STAINLESS STEEL				GRAY EPOXY COATED			
	14 Ga. Stainless		16 Ga. Stainless		14 Ga. Stainless		16 Ga. Stainless	
	Width x Length	Model #	Wt.	Model #	Wt.	Model #	Wt.	Model #
18" x 36"	MFD-1836-SH	52	MFD-1836-S	47	MFD-1836-VH	42	MFD-1836-V	42
18" x 42"	MFD-1842-SH	54	MFD-1842-S	49	MFD-1842-VH	44	MFD-1842-V	44
18" x 48"	MFD-1848-SH	57	MFD-1848-S	52	MFD-1848-VH	47	MFD-1848-V	47
18" x 54"	MFD-1854-SH	61	MFD-1854-S	56	MFD-1854-VH	49	MFD-1854-V	49
18" x 60"	MFD-1860-SH	64	MFD-1860-S	59	MFD-1860-VH	51	MFD-1860-V	51
24" x 36"	MFD-2436-SH	58	MFD-2436-S	53	MFD-2436-VH	46	MFD-2436-V	46
24" x 42"	MFD-2442-SH	63	MFD-2442-S	58	MFD-2442-VH	49	MFD-2442-V	49
24" x 48"	MFD-2448-SH	68	MFD-2448-S	61	MFD-2448-VH	53	MFD-2448-V	53
24" x 54"	MFD-2454-SH	71	MFD-2454-S	66	MFD-2454-VH	56	MFD-2454-V	56
24" x 60"	MFD-2460-SH	76	MFD-2460-S	71	MFD-2460-VH	61	MFD-2460-V	61

WITH LOUVERED SHELF

	STAINLESS STEEL				GRAY EPOXY COATED			
	14 Ga. Stainless		16 Ga. Stainless		14 Ga. Stainless		16 Ga. Stainless	
	Width x Length	Model #	Wt.	Model #	Wt.	Model #	Wt.	Model #
18" x 36"	MLD-1836-SH	52	MLD-1836-S	47	MLD-1836-VH	42	MLD-1836-V	42
18" x 42"	MLD-1842-SH	54	MLD-1842-S	49	MLD-1842-VH	44	MLD-1842-V	44
18" x 48"	MLD-1848-SH	57	MLD-1848-S	52	MLD-1848-VH	47	MLD-1848-V	47
18" x 54"	MLD-1854-SH	61	MLD-1854-S	56	MLD-1854-VH	49	MLD-1854-V	49
18" x 60"	MLD-1860-SH	64	MLD-1860-S	59	MLD-1860-VH	51	MLD-1860-V	51
24" x 36"	MLD-2436-SH	58	MLD-2436-S	53	MLD-2436-VH	46	MLD-2436-V	46
24" x 42"	MLD-2442-SH	63	MLD-2442-S	58	MLD-2442-VH	49	MLD-2442-V	49
24" x 48"	MLD-2448-SH	68	MLD-2448-S	61	MLD-2448-VH	53	MLD-2448-V	53
24" x 54"	MLD-2454-SH	71	MLD-2454-S	66	MLD-2454-VH	56	MLD-2454-V	56
24" x 60"	MLD-2460-SH	76	MLD-2460-S	71	MLD-2460-VH	61	MLD-2460-V	61

Custom Products & Services, Inc.

6140 Claude Way E. Inver Grove Heights, MN. 55076

PH (Toll Free): 888-444-1202 (or) 651-452-0113 FAX: 651-452-2264

E-Mail: info@custom-products.com Website: www.custom-products.com

TANK RACKS

All models are chrome plated. 2 Styles available.



Style "A" Tank Rack
with optional drip pan

STYLE "A"

Includes 1 dunnage mat w/ frame, 1 ea. 3-sided frame, 4 ea. 33" posts and cable assembly.

Width x Length x Height	Wt	Model #
24" x 30" x 33"	40	STR2430A
24" x 48" x 33"	50	STR2448A



Style "B" Tank Rack
with optional drip pan shown

STYLE "B"

Includes 1 dunnage mat w/ frame, 1 ea. 3-sided frame, 4 ea. 74" posts, cable assembly and 2 ea. standard shelves.

Width x Length x Height	Wt	Model #
24" x 30" x 74"	68	STR2430B
24" x 48" x 74"	88	STR2448B

OPTIONAL STAINLESS STEEL DRIP PANS FOR TANK RACKS

Width x Length	Wt	Model #
24" x 30"	8	DP30
24" x 48"	12	DP48

OPTIONAL CYLINDER RETAINER FOR TANK RACKS

Chrome Plated. Cylinders are secured to retainer to further prevent damage.

Width	Wt	Model #
24"	7	CRR24-C

Custom Products & Services, Inc.

6140 Claude Way E. Inver Grove Heights, MN. 55076

PH (Toll Free): 888-444-1202 (or) 651-452-0113 **FAX:** 651-452-2264

E-Mail: info@custom-products.com **Website:** www.custom-products.com

CLEAN ROOM PRODUCTS

WAFER CASSETTE CART



18 ga. Type 304 stainless steel shelf slopes toward center to prevent wafer cassettes from tipping during transport. Shelf mounts to standard utility cart handles or to wire shelving posts. Wafer cassette shelves are available in four configurations: solid w/ brush finish, perforated with brush finish, solid electropolished, and perforated electropolish.

A wafer cassette cart may be configured with two wafer cassette shelves, one wafer cassette shelf and one 4-sided channel frame (pictured), or one wafer cassette shelf and one wire shelf.

WAFER CASSETTE SHELVES

Width x Length	Wt	Brushed Stainless Solid Top	Brushed Stainless Perforated Top	Electropolished Solid Top	Electropolished Perforated Top
18" x 36"	27	WCS1836	WCPS1836	EPWCS1836	EPWCPS1836
18" x 48"	38	WCS1848	WCPS1848	EPWCS1848	EPWCPS1848
24" x 36"	38	WCS2436	WCPS2436	EPWCS2436	EPWCPS2436
24" x 48"	52	WCS2448	WCPS2448	EPWCS2448	EPWCPS2448

4-SIDED CHANNEL FRAMES FOR WAFER CASSETTE CART CONFIGURATION

Width x Length	Wt	Model #
18" x 36"	9	4FC1836S
18" x 48"	11	4FC1848S
24" x 36"	10	4FC2436S
24" x 48"	12	4FC2448S



Custom Products & Services, Inc.

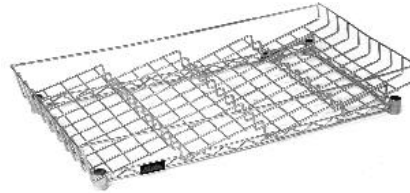
6140 Claude Way E. Inver Grove Heights, MN. 55076

PH (Toll Free): 888-444-1202 (or) 651-452-0113 **FAX:** 651-452-2264

E-Mail: info@custom-products.com **Website:** www.custom-products.com

CLEAN ROOM PRODUCTS

WAFER CASSETTE CART



Specially designed wire wafer cassette shelf that holds wafers securely, and provides laminar flow. Shelf height is 40" from floor, with an adjustable-height handle for better ergonomics and user-friendly operation. For additional stability, the unit features an 18" x 36" 14 ga. Type 304 stainless steel dolly frame base with bumpers, while 8" "Softie" plate casters provide excellent vibration dampening without the black rubber tread associated with pneumatic casters.

WAFER CASSETTE CART

Width x Length	Wt	Part #
18" x 36"	27	WTC1836

WIRE CASSETTE TRANSPORT WIRE SHELF

Width x Length	Wt	Model #
18" x 36"	9	A209931

Custom Products & Services, Inc.

6140 Claude Way E. Inver Grove Heights, MN. 55076

PH (Toll Free): 888-444-1202 (or) 651-452-0113 FAX: 651-452-2264

E-Mail: info@custom-products.com Website: www.custom-products.com

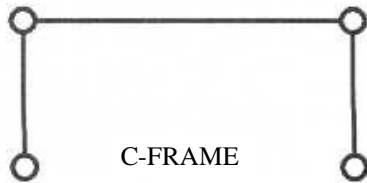
CLEAN ROOM PRODUCTS

CLEANROOM TABLES



Clean room tables are “alcohol wiped and clean room bagged” prior to shipment. Available with solid or perforated tops, brushed or electropolished finish. Perforated tops allow for 23-25% laminar flow depending on the size. All tops are 14 gauge type #304 stainless. All clean room tables are shipped knock down, reducing freight and the potential for freight damage.

There are 2 steps to ordering clean room tables: 1) Choose a table top (see below), and 2) choose a base frame (see below). Orders must be specific.



Width x Length	Wt	Part #
24" x 36"	50	2436T
24" x 48"	60	2448T
24" x 60"	68	2460T
24" x 72"	79	2472T
24" x 84"	90	2484T
24" x 96"	111	2496T
30" x 36"	52	3036T
30" x 48"	65	3048T
30" x 60"	76	3060T
30" x 72"	89	3072T
30" x 84"	101	3084T
30" x 96"	122	3096T

Width x Length	Wt	Part #
36" x 36"	60	3636T
36" x 48"	73	3648T
36" x 60"	85	3660T
36" x 72"	100	3672T
36" x 84"	116	3684T
36" x 96"	135	3696T

PREFIXES:

CRT series: Brushed stainless solid top

CRPT series: Brushed stainless perforated top

SEP series: Electropolished solid top

EPCRT series: Electropolished perforated top

Add prefixes (above) to part numbers when ordering.

Custom Products & Services, Inc.

6140 Claude Way E. Inver Grove Heights, MN. 55076

PH (Toll Free): 888-444-1202 (or) 651-452-0113 **FAX:** 651-452-2264

E-Mail: info@custom-products.com **Website:** www.custom-products.com

CLEAN ROOM PRODUCTS

FREE-STANDING GOWNING RACKS



4-Leg Rack



Single Rack

Free-Standing Gowning Racks are designed for efficient storage of garments in the clean room. The stainless steel construction offers a non-contaminating surface that eliminates particle shedding. The electropolished models feature electrochemically passivated surfaces for the most demanding requirements. 75" height. Hanger slots are 3" on center, but other configurations are available. Hangers are ordered separately.

SINGLE RACK MODELS

			FOR NON-REMOVABLE HANGERS		FOR REMOVABLE HANGERS	
			Stainless	Electroplated	Stainless	Electroplated
Width x Length	Wt	Number of Hanger Slots				
24" x 48"	40	15	S2448-SGRN	EP2448-SGRN	S2448-SGRR	EP2448-SGRR
24" x 60"	45	19	S2460-SGRN	EP2460-SGRN	S2460-SGRR	EP2460-SGRR
24" x 72"	50	23	S2472-SGRN	EP2472-SGRN	S2472-SGRR	EP2472-SGRR
24" x 84"	55	27	S2484-SGRN	EP2484-SGRN	S2484-SGRR	EP2484-SGRR

4-LEG GOWNING RACK With Optional Shelf

Width x Length	Wt	Number of Hanger Slots	Electroplated	Chrome
24" x 48"	30	17	EP2448-GR	C2448-GR
24" x 60"	37	22	EP2460-GR	C2460-GR
24" x 72"	40	27	EP2472-GR	C2472-GR

OPTIONAL KEEPER BARS (makes hangers non-removable)

Length	Wt	Number of Hanger Slots	Electroplated	Chrome
48"	17	17	336555	333411
60"	22	22	336557	333413
72"	27	27	336559	333415

Custom Products & Services, Inc.

6140 Claude Way E. Inver Grove Heights, MN. 55076

PH (Toll Free): 888-444-1202 (or) 651-452-0113 **FAX:** 651-452-2264


E-Mail: info@custom-products.com **Website:** www.custom-products.com

CLEAN ROOM PRODUCTS

WALL MOUNTED GOWNING RACKS



**WALL MOUNTED
with Hanger Tube**



**WALL MOUNTED
with Optional Hangers**

2 wall-mounted racks are available for garment storage. The most economical models are available in chrome plated steel, in addition to electropolished stainless steel. Hangers not included.

WALL MOUNTED with Optional Hangers

Width x Length	Wt	# of Hanger Slots	Electropolished	Chrome
24" x 48"	19	17	EP2448-WGR	C2448-WGR
24" x 60"	24	22	EP2460-WGR	C2460-WGR
24" x 72"	29	27	EP2472-WGR	C2472-WGR

WALL MOUNTED with Hanger Tube

Width x Length	Wt	Stainless	Chrome
18" x 48"	17	S1848-WGRT	C1848-WGRT
18" x 60"	22	S1860-WGRT	C1860-WGRT
18" x 72"	27	S1872-WGRT	C1872-WGRT



OPEN LOOP HANGERS



CLOSED LOOP HANGERS

OPEN LOOP HANGERS			CLOSED LOOP HANGERS		
Chrome	Stainless	Electropolished	Chrome	Stainless	Electropolished
OLH-C	OLH-S	OLH-EP	CLH-C	CLH-S	CLH-S

Custom Products & Services, Inc.

6140 Claude Way E. Inver Grove Heights, MN. 55076

PH (Toll Free): 888-444-1202 (or) 651-452-0113 **FAX:** 651-452-2264

E-Mail: info@custom-products.com **Website:** www.custom-products.com

CLEAN ROOM PRODUCTS

GOWNING BENCHES



SOLID BENCH



WIRE BENCH

These heavy duty benches include flanged stainless foot plates for convenient attachment to the floor. Available in brushed finish 304 stainless or electropolished finish.

SOLID

Width x Length	Wt	Electropolished	Stainless
9" x 36"	33	CRB0936EP	CRB0936
9" x 48"	44	CRB0948EP	CRB0948
9" x 60"	55	CRB0960EP	CRB0960
9" x 72"	66	CRB0972EP	CRB0972
12" x 36"	30	CRB1236EP	CRB1236
12" x 48"	40	CRB1248EP	CRB1248
12" x 60"	50	CRB1260EP	CRB1260
12" x 72"	60	CRB1272EP	CRB1272
12" x 84"	70	CRB1284EP	CRB1284E

WIRE

Width x Length	Wt	Electropolished	Stainless
14" x 36"	33	W1436-GBC	W1436-GBS
14" x 48"	44	W1448-GBC	W1448-GBS
14" x 60"	55	W1460-GBC	W1460-GBS
14" x 72"	66	W1472-GBC	W1472-GBS

Custom Products & Services, Inc.

6140 Claude Way E. Inver Grove Heights, MN. 55076

PH (Toll Free): 888-444-1202 (or) 651-452-0113 **FAX:** 651-452-2264

E-Mail: info@custom-products.com **Website:** www.custom-products.com

CLEAN ROOM PRODUCTS

GOWNING BENCHES with Shelves



GOWNING BENCH WITH STANDARD UNDERSHELF is available with perforated or solid top. Units come complete with designated top, legs, foot plates, and one wire undershelf (additional wire undershelves and dividers are optional). 72" Long benches have 6 legs. Standard undershelf for all 72" benches consist of two 1436 wire shelves with "S" hooks.

GOWNING BENCH with PERFORATED TOP

Width x Length	Wt	Electropolished	Stainless
18" x 36"	38	PCRB1836EP	PCRB1836
18" x 48"	43	PCRB1848EP	PCRB1848
18" x 60"	49	PCRB1860EP	PCRB1860
18" x 72"	55	PCRB1872EP	PCRB1872

GOWNING BENCH with SOLID TOP

Width x Length	Wt	Electropolished	Stainless
18" x 36"	38	CRB1836EP	CRB1836
18" x 48"	43	CRB1848EP	CRB1848
18" x 60"	49	CRB1860EP	CRB1860
18" x 72"	55	CRB1872EP	CRB1872

DIVIDERS

PART #
SD14-S

ADDITIONAL UNDERSHELVES

PART #
1436S
1448S
1460S

Custom Products & Services, Inc.


6140 Claude Way E. Inver Grove Heights, MN. 55076

PH (Toll Free): 888-444-1202 (or) 651-452-0113 **FAX:** 651-452-2264

E-Mail: info@custom-products.com **Website:** www.custom-products.com

CLEAN ROOM PRODUCTS

SHOE RACKS / ROLL BAG DISPENSERS



SHOE RACKS with shelves offers the optimum combination of laminar flow and ventilation for the storage of clean room shoes. Rods and tabs run through the shelves to create the cubbies for each pair of shoes. Optional snap-on plastic shelf markers are available for identification of each cubby. Shoe racks may be configured in chrome plated steel as well as electropolished stainless steel. Footplates are included for fastening to floor. Overall height is 86"

ROLL BAG DISPENSERS are an effective means of dispensing rolls of bags, film or tube stock. An easy way to establish protocol by avoiding inadvertent mixing of non-compatible chemical. Standard unit consists of 3 ea. 14" x 48" wire shelves, 8 removable dispensing bars and 4 ea. 74" posts with 30" outrigger feet for stability. Dispensing bars are adjustable in 1" increments. Available in stainless steel or chrome finish. Custom sizes available.

SHOE RACKS Available in any standard shelf length. Call for pricing.

Width x Length	Wt	# of cubbies	Cubbie size Width x Length	Chrome	Stainless
14" x 60"	190	60	10" x 6-1/2"	SR1460C	SR1460S
14" x 72"	220	80	9" x 6-1/2"	SR1472C	SR1472S

ROLL BAG DISPENSERS

Width x Length	Wt	Chrome	Stainless
14" x 48"	79	BD1448C	BD1448S

NOTE: 30" wide Roll Bag Dispensers available for mobile applications

Custom Products & Services, Inc.

6140 Claude Way E. Inver Grove Heights, MN. 55076

PH (Toll Free): 888-444-1202 (or) 651-452-0113 **FAX:** 651-452-2264

E-Mail: info@custom-products.com **Website:** www.custom-products.com

INDUSTRIAL CARTS & SHELVING SPECIFIER

PRICING—TERMS—CONDITIONS

PAYMENT TERMS: Net 30 w/ approved credit, or Visa, Mastercard, American Express

F.O.B.: Factory

SHIPPING: Customer to specify carrier whenever possible. All truck shipments sent Freight Collect. Shipments under 150 lbs. shipped via UPS or Federal Express Ground, prepaid and added to invoice.

DELIVERY: 2-3 weeks on most items. CPS will confirm delivery dates based upon production schedules.

ORDER CONFIRMATION

Orders placed are not scheduled for production or shipment until a written purchase order is received by Custom Products & Services, Inc.

DAMAGE IN TRANSIT

Customer should inspect shipment upon receipt. All loss or damage claims must be made against the carrier. No claims or damages may be deducted from the invoice.

RETURNS

Returned merchandise will not be accepted unless first authorized by Custom Products & Services, Inc. A 20% restocking charge, plus repair and calibration, and any freight charges may be applied to any return shipment.

ASSEMBLY

Most items in this catalog are shipped “knock-down”. Assembly will be required upon receipt at your facility. Assembly instructions will be supplied with each shipment. Quotes do NOT include assembly unless specifically requested by customer.

Custom Products & Services, Inc.

6140 Claude Way E. Inver Grove Heights, MN. 55076

PH (Toll Free): 888-444-1202 (or) 651-452-0113 **FAX:** 651-452-2264

E-Mail: info@custom-products.com **Website:** www.custom-products.com