

Niptec Cutters

- Manufactured from a special carbon alloy steel, heat treated in a controlled environment for optimum hardness. Has an anti-glare finish to improve work accuracy.
- Niptec Cutters can be distinguished from their competitors by their smooth cutting action with less force, due to the specially designed return spring.
- Our 5000 Series Cutters manufactured with 5mm thick cutting blades are recommended for applications requiring highly durable and long lasting cutters.



65
Precision Tools

Custom Products & Services, Inc.

6140 Claude Way E.,

Inver Grove Hts., MN. 55076

PH: 888-444-1202 FAX: 651-452-2264

E-Mail: info@custom-products.com

Website: www.custom-products.com

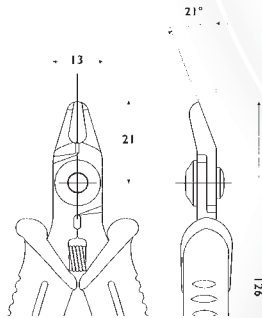




Niptec Cutters

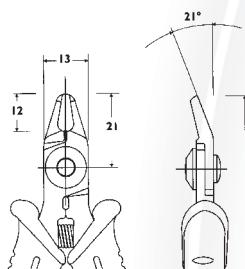
Niptec 5000 Series

Custom Products & Services, Inc.
 6140 Claude Way E.,
 Inver Grove Hts., MN. 55076
 PH: 888-444-1202 FAX: 651-452-2264
 E-Mail: info@custom-products.com
 Website: www.custom-products.com



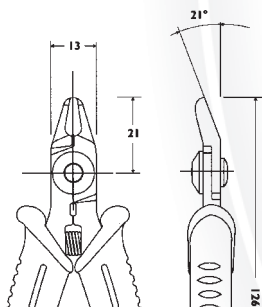
TR 5000 / TR 5000R - Long lasting cutting blades, 5mm thick. TR 5000 produces a semi flush cut and TR 5000 R a clean flush cut. Both have ESD safe handles.

Order #	Description
10501	TR 5000 Semi-Flush, Cutting Capacity: 12 AWG Steel Wire
10502	TR 5000R Flush, Cutting Capacity: 14 AWG Steel Wire



TR 5000 PG - Pointed long lasting cutting blades, allowing access into tight places. Cutting edges are rounded and well finished. 5mm thick, flush cutting blades. Has ESD safe handles.

Order #	Description
10503	TR 5000 PG Flush, Cutting Capacity: 16 AWG Steel Wire



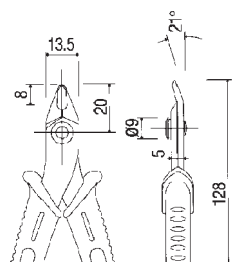
TRR 5000 - Specially designed blades to cut steel wire up to a diameter of 0.5mm / 24 AWG, 10 AWG copper wire 5mm, flush cutting blades. Has ESD safe handles.

Order #	Description
10504	TRR 5000 Flush, Cutting Capacity: 24 AWG Steel Wire

66

Precision Tools

Niptec 1000 Series



TR 25 E - Our most popular and economical cutter. Has a narrow cutting head for greater access into dense areas. Produces a clean flush cut. Tool handles have regular blue non-slip grips.

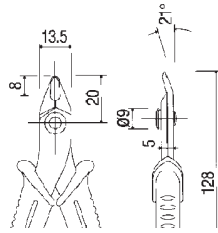
Order #	Description
10521EC	TR 25 E Flush, Cutting Capacity: 16 AWG Steel Wire

* Dimensions in mm.



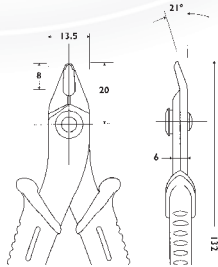
Niptec Cutters

Niptec 1000 Series



TR 25 - A very popular tool. Light weight and easy to handle with narrow cutting head for access into dense areas. Produces a clean flush cut. ESD safe handles.

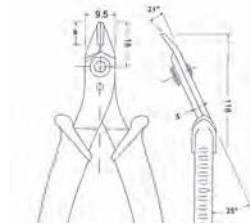
Order #	Description
10521	TR 25 - Flush, Cutting Capacity: 18 AWG Steel Wire



TR 30 15 - Specially designed tool for cutting wires a certain length from the surface. TR 30 15 cuts 1.5mm from the surface. Produces a clean flush cut and has ESD safe handles.

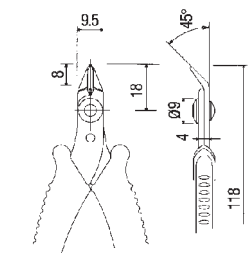
Order #	Description
10523H	TR 30 15 - Flush, Cutting Capacity: 16 AWG Steel Wire

Niptec 1000 Micro Series



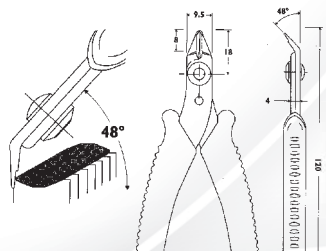
TR 20 M - Small head design allows access into tight places. Produces a clean flush cut. ESD safe handles.

Order #	Description
10527B	TR 20 M - Flush, Cutting Capacity: 20 AWG Steel Wire



TR 20 50 M - Has the same features as our TR 20 M but the cutting angle is 48° instead of 21°. Ideal for reaching into difficult places. Has ESD safe handles.

Order #	Description
10525	TR-20-50 M - Flush, Cutting Capacity: 22 AWG Steel Wire



TR 20 TM - Specially designed for cutting integrated circuit pins. The very small size of the cutting blades angled at 45° enables closely placed pins to be cut. Produces a flush cut. Has ESD safe handles.

Order #	Description
10526	TR 20 TM - Flush, Cutting Capacity: 22 AWG Steel Wire