

SPECIFIER CATALOG HEALTHCARE CARTS & SHELVING



**The items shown in this catalog represent “standard” catalog items.
Custom configurations can be provided to meet your specific requirements.**

Custom Products & Services, Inc.
6140 Claude Way E., Inver Grove Heights, Mn. 55076

Eagan, MN. 55121

PH: 888-444-1202 (or) 651-452-0113

FAX: 651-452-2264

E-Mail: info@custom-products.com

Website: www.custom-products.com

EXCHANGE CARTS

Meets all requirements for supply exchange in any healthcare environment. With various shelving configurations, caster styles, accessory packages, and various sizes, these exchange carts are the ultimate in versatility. Shelving features the patented QuadTruss® design, increasing shelving up to 25%. Posts are grooved and are numbered on 1" increments, therefore enabling shelving to be adjusted up and down. Open-wire construction reduces dust and contamination build-up. All components are chrome-plated.



EC SERIES

Consists of 5 chrome-plated wire shelves, chrome-plated posts, 5" diameter resilient rubber casters (2 with brakes), and 6 plastic shelf markers. 69" Overall height.


Shelf Width x Length	WEIGHT (lbs)	PART #
21" x 48"	93	EC2148C
21" x 60"	114	EC2160C
24" x 48"	106	EC2448C
24" x 60"	131	EC2460C



ECD SERIES

Consists of 5 chrome-plated wire shelves, chrome-plated posts, chrome dolly frame with wraparound bumper, 6" diameter polyurethane casters (2 with brakes), 1 slide assembly, 2 tote boxes (6" deep w/ dividers), 2 or 3 shelf dividers and 6 plastic shelf markers. 70" overall height.

Shelf Width x Length	WT	# of Tote Boxes	# of shelf dividers	PART #
21" x 48"	123	2	2	ECD2148C
21" x 60"	146	2	3	ECD2160C
24" x 48"	163	2	2	ECD2448C
24" x 60"	188	2	3	ECD2460C



ECE SERIES

Consists of 5 chrome-plated wire shelves, chrome-plated posts, chrome dolly frame with wraparound bumper, 8" diameter polyurethane casters (2 with brakes), side and back enclosure panels, 1 or 2 slide assemblies, 2 or 4 tote boxes (6" deep w/ dividers), 4 or 6 shelf dividers and 12 plastic shelf markers. 72" overall height.

Shelf Width x Length	WT	# of Tote Boxes	# of shelf dividers	# of super slides	PART #
21" x 48"	160	2	4	1	ECE2148C
21" x 60"	185	4	6	2	ECE2160C
24" x 48"	178	2	4	1	ECE2448C
24" x 60"	203	4	6	2	ECE2460C

Custom Products & Services, Inc.

6140 Claude Way E. Inver Grove Heights, MN. 55076

PH (Toll Free): 888-444-1202 (or) 651-452-0113 **FAX:** 651-452-2264

E-Mail: info@custom-products.com **Website:** www.custom-products.com

EXCHANGE CARTS

Meets all requirements for supply exchange in any healthcare environment. With various shelving configurations, caster styles, accessory packages, and various sizes, these exchange carts are the ultimate in versatility. Shelving features the patented QuadTruss® design, increasing shelving up to 25%. Posts are grooved and are numbered on 1" increments, therefore enabling shelving to be adjusted up and down. Open-wire construction reduces dust and contamination build-up. All components are chrome-plated.



ECS SERIES

Consists of 4 chrome-plated wire shelves, 1 stainless steel solid shelf, chrome-plated posts, 5" diameter resilient rubber casters (2 with brakes), and 6 plastic shelf markers. 69" Overall height.

Shelf Width x Length	WEIGHT (lbs)	PART #
21" x 48"	158	ECS2148C
21" x 60"	183	ECS2160C
24" x 48"	173	ECS2448C
24" x 60"	193	ECS2460C



ECDS SERIES

Consists of 4 chrome-plated wire shelves, 1 stainless steel solid shelf, chrome-plated posts, chrome dolly frame with wraparound bumper, 6" diameter polyurethane casters (2 with brakes), 1 slide assembly, 2 tote boxes (6" deep w/ dividers), 2 or 3 shelf dividers and 6 plastic shelf markers. 70" overall height.

Shelf Width x Length	WT. (lbs)	# of Tote Boxes	# of Shelf Dividers	PART #
21" x 48"	185	2	2	ECDS2148C
21" x 60"	200	2	3	ECDS2160C
24" x 48"	192	2	2	ECDS2448C
24" x 60"	218	2	3	ECDS2460C



ECES SERIES

Consists of 4 chrome-plated wire shelves, 1 stainless steel solid shelf, chrome-plated posts, chrome dolly frame with wraparound bumper, 8" diameter polyurethane casters (2 with brakes), side and back enclosure panels, 1 or 2 slide assemblies, 2 or 4 tote boxes (6" deep w/ dividers), 4 or 6 shelf dividers and 12 plastic shelf markers. 72" overall height.

Shelf Width x Length	WT. (lbs)	# of Tote Boxes	# of Shelf Dividers	# of Super Slides	PART #
21" x 48"	160	2	4	1	ECES2148C
21" x 60"	185	4	6	2	ECES2160C
24" x 48"	178	2	4	1	ECES2448C
24" x 60"	203	4	6	2	ECES2460C

Custom Products & Services, Inc.

6140 Claude Way E. Inver Grove Heights, MN. 55076

PH (Toll Free): 888-444-1202 (or) 651-452-0113 **FAX:** 651-452-2264

E-Mail: info@custom-products.com **Website:** www.custom-products.com

EXCHANGE CARTS

Meets all requirements for supply exchange in any healthcare environment. With various shelving configurations, caster styles, accessory packages, and various sizes, these exchange carts are the ultimate in versatility. Shelving features the patented QuadTruss® design, increasing shelving up to 25%. Posts are grooved and are numbered on 1" increments, therefore enabling shelving to be adjusted up and down. Open-wire construction reduces dust and contamination build-up. All components are chrome-plated.



ECT SERIES

Consists of 4 chrome-plated wire shelves, choice of 1 stainless steel solid or chrome plated wire 5th shelf, chrome-plated posts, 1 slide assembly, 2 tote boxes (6" deep) w/ box dividers, 5" diameter resilient rubber casters (2 with brakes), and 6 plastic shelf markers. 69" Overall height.


Shelf Width x Length	WT. (lbs)	# of Tote Boxes	Shelves	
21" x 60"	166	2	5-wire	ECT2160C
21" x 60"	191	2	4 wire / 1 solid	ECTS2160C
24" x 60"	181	2	5 wire	ECT2460C
24" x 60"	206	2	4 wire / 1 solid	ECT2460C



ECDT SERIES

Consists of 4 chrome-plated wire shelves, choice of 1 stainless steel solid shelf or chrome plated wire 5th shelf, 3 slide assemblies, chrome-plated posts, chrome dolly frame with wraparound bumper, 6" diameter polyurethane casters (2 with brakes), 6 tote boxes (6" deep w/ dividers), 3 shelf dividers and 6 plastic shelf markers. 70" overall height.

Shelf Width x Length	WT. (lbs)	3" Totes	6" Totes	9" Totes	Shelves	PART #
21" x 60"	231	1	4	1	5-wire	ECDT2160C
21" x 60"	241	1	4	1	4 wire / 1 solid	ECDTS2160
24" x 60"	246	1	4	1	5 wire	ECDT2460C
24" x 60"	256	1	4	1	4 wire / 1 solid	ECDT2460C



ECD7 / ECE7 SERIES

Consists of 4 chrome-plated wire shelves, 1 stainless steel solid shelf, chrome-plated posts, chrome dolly frame with wraparound bumper, 8" diameter polyurethane casters (2 with brakes), side and back enclosure panels, 1 or 2 slide assemblies, 2 or 4 tote boxes (6" deep w/ dividers), 4 or 6 shelf dividers and 12 plastic shelf markers. 72" overall height.

Shelf Width x Length	WT	3" Totes	6" Totes	Other	Shelves	PART #
24" x 60"	226	2	5	Shelf dividers	5-wire	ECD72460C
24" x 60"	236	2	5	Shelf dividers	4 wire / 1 solid	ECD7S2460C
24" x 60"	250	2	5	enclosure panels	5 wire	ECE72460C
24" x 60"	260	2	5	enclosure panels	4 wire / 1 solid	ECE7S2460C

Custom Products & Services, Inc.

6140 Claude Way E. Inver Grove Heights, MN. 55076

PH (Toll Free): 888-444-1202 (or) 651-452-0113 **FAX:** 651-452-2264

E-Mail: info@custom-products.com **Website:** www.custom-products.com

MISCELLANEOUS CARTS FOR HEALTHCARE



CLINIC TREATMENT CART

All components are #304 stainless steel. Construction has safety edges and is free of bacteria gathering devices. Stainless steel drawers are provided for storage of equipment and supplies. 38" overall height.

Width x Length	WT. (lbs)	PART #
17" x 24-1/2"	170	CTC1724



PATIENT ARTICLE CARTS

48" Long models come with 8 dividers and 12 bin markers.

60" Long models come with 12 dividers and 16 bin markers

All patient article carts come with a 24" long coat hanger tube and 12 rods.

Width x Length	WT. (lbs)	Intermediate Shelf length	Style	PART #
24" x 48"	103	24"	standard	PC-2448-C
24" x 60"	126	36"	standard	PC-2460-C
24" x 48"	166	24"	Heavy duty	PCH-2448-C
24" x 60"	188	36"	Heavy duty	PCH-2460-C

PATIENT ARTICLE CART COVERS

Width x Length	WT. (lbs)	Post height	Uncoated w/ zipper PART #	Coated w/ zipper PART #
24" x 48"	4	63"	CZ-63-2448	CZC-63-2448
24" x 60"	5	63"	CZ-63-2460	CZC-63-2460

ACCESSORIES FOR PATIENT ARTICLE CARTS

DESCRIPTION	WT.	PART #
8" Divider	1.8	SD24-C
Rod (includes 4 fastening tabs)	0.5	R63-C
Plastic shelf marker		A204331
24" x 24" Chrome shelf	9.5	2424-C
24" x 36" Chrome shelf	13.6	2436-C

Custom Products & Services, Inc.

6140 Claude Way E. Inver Grove Heights, MN. 55076

PH (Toll Free): 888-444-1202 (or) 651-452-0113 FAX: 651-452-2264

E-Mail: info@custom-products.com Website: www.custom-products.com

STERILE WRAP CARTS FOR HEALTHCARE



STERILE WRAP CARTS

Bottom shelf, frame and post are chrome.

Width x Length x Height	WT. (lbs)	PART #
24" x 48" x 68"	83	SWC-2448-C
24" x 60" x 68"	94	SWC-2460-C

STERILE WRAP CART COVERS

Shelf Width x Length	WT. (lbs)	Post height	Uncoated w/ zipper PART #	Coated w/ zipper PART #
24" x 48"	4	63"	CZ-63-2448	CZC-63-2448
24" x 48"	4	63"	CV-63-2448	CVC-63-2448
24" x 60"	5	63"	CZ-63-2460	CZC-63-2460
24" x 60"	5	63"	CV-63-2460	CVC-63-2460

NOTE: In the above model numbers, Z=Zipper, V=Velcro

ADDITIONAL SUPPORT BARS

Length	WT. (lbs)	PART #
48"	2.7	SB-48
60"	3.4	SB-60

Custom Products & Services, Inc.

6140 Claude Way E. Inver Grove Heights, MN. 55076

PH (Toll Free): 888-444-1202 (or) 651-452-0113 **FAX:** 651-452-2264

E-Mail: info@custom-products.com **Website:** www.custom-products.com

CATHETER PROCEEDURE CARTS FOR HEALTHCARE

CATHETER PROCEEDURE CARTS



Capable of holding a variety of sizes and styles of catheter packages. All components are adjustable. Bars are easily removable. Hooks, boxes, slides, bins and wire ledges included with appropriate models. Features 5" swivel casters with polyurethane tread, 2 of which have brakes. 73" overall height.

WITH 36" SIDE SHELVES AND FOUR 24" BARS

Width x Length	WT. (lbs)	# of hooks included	Max # of hooks per bar	Max # of boxes	Tote slides	Super bins	Ledges	PART #
24" x 60	146	16	5	N/A	N/A	N/A	N/A	CPC-6036
24" x 60"	174	16	5	4	2	12	6	CPC-6036D

WITH 24" SIDE SHELVES AND FOUR 36" BARS

Width x Length	WT. (lbs)	# of hooks included	Max # of hooks per bar	Max # of boxes	Tote slides	Super bins	Ledges	PART #
24" x 60	149	24	9	N/A	N/A	N/A	N/A	CPC-6024
24" x 60"	162	24	9	2	1	6	6	CPC-6024D

BULK, WITH 24" SIDE SHELVES AND FOUR 36" BARS

Width x Length	WT. (lbs)	# of hooks included	Max # of hooks per bar	Max # of boxes	Tote slides	Super bins	Ledges	PART #
24" x 48	82	32	113	N/A	N/A	6	6	CPC-48B

BULK, WITH 24" SIDE SHELVES AND FOUR 36" BARS

Width x Length	WT. (lbs)	# of hooks included	Max # of hooks per bar	Max # of boxes	Tote slides	Super bins	Ledges	PART #
24" x 60	101	40	17	N/A	N/A	6	6	CPC-60B

Custom Products & Services, Inc.

6140 Claude Way E. Inver Grove Heights, MN. 55076

PH (Toll Free): 888-444-1202 (or) 651-452-0113 FAX: 651-452-2264

E-Mail: info@custom-products.com Website: www.custom-products.com

BASKET & MAIL CARTS FOR HEALTHCARE

BASKET CART

Collapsible X-Frame is ideal for mail, pharmacy, lab, medical records, and other small tasks. Maneuvers easily and quietly on 3" swivel casters with rubber tread. Tubular, chrome-plated frame. Poly-coated wire basket and basket support.



Width x Length x Height	WT. (lbs)	Description	PART #
18" x 26" x 37"	26	Cart with (2) 6" baskets	BC-18
18" x 26" x 37"	27	Cart with (1) 6" & (1) 12" basket	BC-18-1

BASKETS FOR BASKET CART

Width x Length x Height	WT. (lbs)	PART #
14-1/4" x 24-1/2" x 6"	5.5	A203895
14-14" x 24-1/2" x 12"	6.5	A203929

MAIL CART

Designed to handle internal / external mail distribution. Features 4" non-marking, swivel casters. All components are chrome-plated. 1" tubular frame. 10" top basket for files. 7" bottom basket for boxes.



Width x Length x Height	WT. (lbs)	PART #
19" x 39" x 39-1/4"	37	MC-1

FOOT STOOL

Single-step foot stool features flared leg, non-tip design; all-welded construction. Non-slip rubber mat, conductive rubber tips. Available in chrome or stainless steel finish.



Width x Length x Height	WT. (lbs)	Finish	PART #
12" x 16" x 8"	7	Stainless	SFS16S
11" x 14" x 9"	9	Chrome	SFS14C

Custom Products & Services, Inc.

6140 Claude Way E. Inver Grove Heights, MN. 55076

PH (Toll Free): 888-444-1202 (or) 651-452-0113 **FAX:** 651-452-2264

E-Mail: info@custom-products.com **Website:** www.custom-products.com

GARMENT & INHALATION THEREPY CARTS FOR HEALTHCARE



MOBILE GARMENT RACK

Convenient storage or transportation of lab coats, uniforms, or garments. Top shelf for hats or flat items. Bottom shelf (shelves) for drying shoes or boots. Features 5" polyurethane casters.

Width x Length x Height	WT. (lbs)	Description	PART #
18" x 36" x 92"	48	Unit as shown	UR1836C
18" x 36" x 92"	64	Same + 1 solid shelf	URS1836C
18" x 48" x 92"	52	Unit as shown	UR1848C
18" x 48" x 92"	72	Same + 1 solid shelf	URS1848C
18" x 60" x 92"	58	Unit as shown	UR1860C
18" x 60" x 92"	82	Same + 1 solid shelf	URS1860C

OPTIONAL WIRE SHELVES

Width x Length	WT. (lbs)	PART #
18" x 36"	9	1836C
18" x 48"	12	1848C
18" x 60"	17	1860C

REPLACEMENT COAT HANGER TUBES

Length	WT. (lbs)	PART #
24"	1.5	CH24
30"	1.7	CH30
36"	2.2	CH36
42"	2.7	CH42
48"	3.2	CH48
54"	3.5	CH54
60"	3.8	CH60



INHALATION THERAPY CART

Bottom shelf, handles and trussed frames are chrome plated. Cylinder racks are 5/16" in diameter with 4-1/2" x 4-1/2" openings for gas cylinders. Racks accommodate twelve D or E cylinders and are plastisol coated. Cart design conforms to NFPA 99. Units are furnished with aluminum split sleeves and 4 UL recognized 5" conductive casters.

Width x Length x Height	WT. (lbs)	PART #
20" x 27" x 40"	41	GCC-1

Custom Products & Services, Inc.

6140 Claude Way E. Inver Grove Heights, MN. 55076

PH (Toll Free): 888-444-1202 (or) 651-452-0113 FAX: 651-452-2264

E-Mail: info@custom-products.com Website: www.custom-products.com

CASSETT TRANSFER & LINEN CARTS FOR HEALTHCARE



CASSETT TRANSFER CART

Consists of three chrome-plated wire shelves, chrome-plated dolly frame with wraparound bumper, 6" polyurethane casters (2 swivels w/ brakes, 1 swivel and 1 swivel w/ lock), side enclosure panels and chrome posts.

Width x Length x Height	WT. (lbs)	PART #
24" x 48" x 70"	120	CTC2448C

OPTIONS FOR CASSETT TRANSFER CART

Description	WT. (lbs)	PART #
Extra 24" x 48" chrome wire shelf	16	2448C
Chrome shelf divider	1.8	SD24C
3" Gray plastic shelf marker	-	A204331



Heavy duty cart shown

STANDARD DUTY LINEN CART

Consists of 4 chrome-plated wire shelves, 1 solid stainless steel shelf, chrome-plated 63" posts, 5" resilient stem casters (2 w/ brakes), and donut bumpers.

Width x Length x Height	WT. (lbs)	PART #
24" x 60" x 69"	190	LC2460C

HEAVY DUTY LINEN CART

Consists of 4 chrome-plated wire shelves, 1 solid stainless steel shelf, chrome-plated dolly frame with wraparound bumper, chrome-plated 63" posts, 6" polyurethane stem casters (2 w/ brakes), side and back enclosure panels.

Width x Length x Height	WT. (lbs)	PART #
24" x 60" x 72"	240	LCD2460C


Custom Products & Services, Inc.

6140 Claude Way E. Inver Grove Heights, MN. 55076

PH (Toll Free): 888-444-1202 (or) 651-452-0113 FAX: 651-452-2264

E-Mail: info@custom-products.com Website: www.custom-products.com

SUTURE CARTS FOR HEALTHCARE



SUTURE CARTS

18" width. Provided with 4 or 5 specially designed, adjustable slanted shelves for quick and easy access to sutures. Shelves adjust up to 30 degree slant. Open-wire construction. All models include 3 dividers per shelf. 5" chrome-plated casters (2 with brakes) with polyurethane tread. All components are chrome plated.

4-SHELF UNITS

Width x Length	Post Height	WT. (lbs)	PART #
18" x 36"	54"	62	SCH1836C-4
18" x 48"	54"	66	SCH1848C-4

5-SHELF UNITS

Width x Length	Post Height	WT. (lbs)	PART #
18" x 36"	54"	65	SCH1836C-5
18" x 48"	54"	71	SCH1848C-5

SUTURE CART COVERS

Shelf Width x Length	Post Height	WT. (lbs)	Uncoated PART #	Coated PART #
18" x 36"	54"	3	CZ-54-1836	CZC-54-1836
18" x 48"	54"	4	CZ-54-1848	CZC-54-1848
18" x 36"	63"	3	CZ-63-1836	CZC-63-1836
18" x 48"	63"	4	CZ-63-1848	CZC-63-1848

OPTIONS FOR SUTURE COVERS

Customize your unit to suit any application

Length	WT	Description	PART #
36"	3	3' shelf add-on	SCH1836C
48"	5	4' shelf add-on	SCH1848C
18"	1	Divider	SCH18-C

Custom Products & Services, Inc.

6140 Claude Way E. Inver Grove Heights, MN. 55076

PH (Toll Free): 888-444-1202 (or) 651-452-0113 **FAX:** 651-452-2264

E-Mail: info@custom-products.com **Website:** www.custom-products.com

SURGICAL CASE CARTS FOR HEALTHCARE



CLOSED SURGICAL CASE CARTS

Constructed from 304 stainless steel. Closed carts feature a pull-out center shelf for easier access to instruments. Optional wire shelves.



Width x Length x Height	WT	Description	PART #
24" x 36" x 36"	181	Horizontal cart	CSCC2436
24" x 48" x 36"	181	Horizontal cart	CSCC2448
23" x 27" x 54"	190	Vertical cart	CSCC2327

OPEN SURGICAL CASE CARTS

Constructed from 304 stainless steel. All edges are hemmed for safety.



Width x Length x Height	WT	Description	PART #
24" x 36" x 36"	181	Open surgical case cart	OSCC2436
24" x 48" x 36"	181	Open surgical case cart	OSCC2448
12" x 20" x 4"	6	Optional drawer	A204178

Custom Products & Services, Inc.

6140 Claude Way E. Inver Grove Heights, MN. 55076

PH (Toll Free): 888-444-1202 (or) 651-452-0113 **FAX:** 651-452-2264

E-Mail: info@custom-products.com **Website:** www.custom-products.com

STORAGE BINS



EXCHANGE BINS (Available in 3 sizes)

Length x Width x Height	WT	Color	Carton Qty	PART #
18" x 4-1/8" x 4"	8	Blue	12	A203885
18" x 6-5/8" x 4"	12	Blue	12	A203887
23-5/8" x 6-5/8" x 4"	8	Blue	6	A203889

DIVIDERS FOR EXCHANGE BINS Note: Shipped in carton quantities only

Width x Height	WT	Color	Carton Qty	PART #
4-1/8" x 4"	1	Black	24	A204235
6-5/8" x 4"	2	Black	24	A204236



SUPPLY BINS (Available in 4 sizes)

Length x Width x Height	WT	Color	Carton Qty	PART #
10-7/8" x 5-1/2" x 5"	12	Blue	12	A203877
10-7/8" x 11" x 5"	9	Blue	6	A203879
14-3/4" x 8-1/4" x 7"	22	Blue	12	A203881
14-3/4" x 16-1/2" x 7"	18	Blue	6	A203883

DIVIDERS FOR EXCHANGE BINS

Width x Height	WT	Color	Carton Qty	PART #
10-7/8" x 5"	2	Black	6	A204237
14-3/4" x 7"	3	Black	6	A204238



STOCK BINS (For heavy duty applications)

Length x Width x Height	WT	Color	Carton Qty	PART #
20-1/2" x 8-1/2" x 7"	21	Beige	6	A203891

STOCK BINS (For heavy duty applications)

Width x Height	WT	Color	Carton Qty	PART #
8-1/2" x 7"	1	Black	6	A204239



BULK SUPPLY TUBS (For large items)

Length x Width x Height	WT	Color	Carton Qty	PART #
24-1/2" x 19" x 9-1/2"	20	Gray	6	A203893

Custom Products & Services, Inc.

6140 Claude Way E. Inver Grove Heights, MN. 55076

PH (Toll Free): 888-444-1202 (or) 651-452-0113 FAX: 651-452-2264

E-Mail: info@custom-products.com Website: www.custom-products.com

HEALTHCARE CARTS AND SHELVING

PRICING—TERMS—CONDITIONS

PAYMENT TERMS: Net 30 w/ approved credit, or Visa, Mastercard, American Express

F.O.B.: Factory

SHIPPING: Customer to specify carrier whenever possible. All shipments sent Freight Collect. Orders are shipped via common carrier (truck). Customer must have elevated loading dock facilities. If dock facilities are not available, please contact us to make special delivery arrangements.

DELIVERY: 3-4 weeks on most items. CPS will confirm delivery dates based upon production schedules.

ORDER CONFIRMATION

Orders placed are not scheduled for production or shipment until a written purchase order is received by Custom Products & Services, Inc. All purchase orders will be acknowledged and part number or price discrepancies will be noted. Corrections must be made and resubmitted to CPS prior to order being placed into production.

DAMAGE IN TRANSIT

Customer should inspect shipment upon receipt. All loss or damage claims must be made against the carrier. No claims or damages may be deducted from the invoice.

RETURNS

Returned merchandise will not be accepted unless first authorized by Custom Products & Services, Inc. A 20% restocking charge, plus repair and calibration, and any freight charges may be applied to any return shipment.

Be certain to follow the directions found in the product specifier when ordering to insure you have provided paint colors (where required), wiring harnesses and other items required to complete the assembly.

Custom Products & Services, Inc.

6140 Claude Way E.

Inver Grove Heights, MN. 55076

PH: 888-444-1202 (or) 651-452-0113

FAX: 651-452-2264

E-Mail: info@custom-products.com

Website: www.custom-products.com